

Annual Budget

School District No. 46 (Sunshine Coast)

June 30, 2015

School District No. 46 (Sunshine Coast)

June 30, 2015

Table of Contents

Bylaw	1
Annual Budget - Revenue and Expense - Statement 2	2
Annual Budget - Changes in Net Financial Assets (Debt) - Statement 4	4
Annual Budget - Operating Revenue and Expense - Schedule 2	5
Schedule 2A - Annual Budget - Schedule of Operating Revenue by Source	6
Schedule 2B - Annual Budget - Schedule of Operating Expense by Source	7
Schedule 2C - Annual Budget - Operating Expense by Function, Program and Object	8
Annual Budget - Special Purpose Revenue and Expense - Schedule 3	10
Schedule 3A - Annual Budget - Changes in Special Purpose Funds	11
Annual Budget - Capital Revenue and Expense - Schedule 4	13

*NOTE - Statement 1, Statement 3, Statement 5, Schedule 1 and Schedules 4A - 4D are used for Financial Statement reporting only.

ANNUAL BUDGET BYLAW

A Bylaw of THE BOARD OF EDUCATION OF SCHOOL DISTRICT NO. 46 (SUNSHINE COAST) (called the "Board") to adopt the Annual Budget of the Board for the fiscal year 2014/2015 pursuant to section 113 of the *School Act*, R.S.B.C., 1996, c. 412 as amended from time to time (called the "Act").

1. Board has complied with the provisions of the Act respecting the Annual Budget adopted by this bylaw.
2. This bylaw may be cited as School District No. 46 (Sunshine Coast) Annual Budget Bylaw for fiscal year 2014/2015.
3. The attached Statement 2 showing the estimated revenue and expense for the 2014/2015 fiscal year and the total budget bylaw amount of \$39,229,014 for the 2014/2015 fiscal year was prepared in accordance with the *Act*.
4. Statement 2, 4 and Schedules 2 to 4 are adopted as the Annual Budget of the Board for the fiscal year 2014/2015.

READ A FIRST TIME THE 13th DAY OF MAY, 2014;

READ A SECOND TIME THE 13th DAY OF MAY, 2014;

READ A THIRD TIME, PASSED AND ADOPTED THE 13th DAY OF MAY, 2014;


Chairperson of the Board

(Corporate Seal)


Secretary Treasurer

I HEREBY CERTIFY this to be a true original of School District No. 46 (Sunshine Coast) Annual Budget Bylaw 2014/2015, adopted by the Board the 13 DAY OF May, 2014.


Secretary Treasurer

School District No. 46 (Sunshine Coast)

Statement 2

Annual Budget - Revenue and Expense

Year Ended June 30, 2015

	2015 Annual Budget	2014 Amended Annual Budget
Ministry Operating Grant Funded FTE's		
School-Age	2,945,000	3,042,625
Adult	6,000	12,313
Total Ministry Operating Grant Funded FTE's	2,951,000	3,054,938
Revenues	\$	\$
Provincial Grants		
Ministry of Education	35,544,951	36,054,647
Tuition	130,000	105,000
Other Revenue	1,612,700	1,487,585
Rentals and Leases	60,000	60,000
Investment Income	80,000	82,000
Amortization of Deferred Capital Revenue	1,210,100	1,247,976
Total Revenue	38,637,751	39,037,208
Expenses		
Instruction	29,898,296	32,672,117
District Administration	1,873,882	1,762,882
Operations and Maintenance	6,279,192	6,483,135
Transportation and Housing	1,177,644	1,218,819
Total Expense	39,229,014	42,136,953
Net Revenue (Expense)	(591,263)	(3,099,745)
Budgeted Allocation (Retirement) of Surplus (Deficit)	215,000	2,716,582
Budgeted Surplus (Deficit), for the year	(376,263)	(383,163)
Budgeted Surplus (Deficit), for the year comprised of:		
Operating Fund Surplus (Deficit)		
Special Purpose Fund Surplus (Deficit)		
Capital Fund Surplus (Deficit)	(376,263)	(383,163)
Budgeted Surplus (Deficit), for the year	(376,263)	(383,163)




School District No. 46 (Sunshine Coast)

Statement 2

Annual Budget - Revenue and Expense
Year Ended June 30, 2015

	2015 Annual Budget	2014 Amended Annual Budget
Budget Bylaw Amount		
Operating - Total Expense	35,064,576	38,134,633
Special Purpose Funds - Total Expense	2,578,075	2,371,181
Capital Fund - Total Expense	1,586,363	1,631,139
Total Budget Bylaw Amount	39,229,014	42,136,953

Approved by the Board

	May 13, 2014
Signature of the Chairperson of the Board of Education	Date Signed
	May 13/14
Signature of the Superintendent	Date Signed
	May 13/14
Signature of the Secretary Treasurer	Date Signed

School District No. 46 (Sunshine Coast)

Statement 4

Annual Budget - Changes in Net Financial Assets (Debt)

Year Ended June 30, 2015

	2015 Annual Budget	2014 Amended Annual Budget
	\$	\$
Surplus (Deficit) for the year	<u>(591,263)</u>	<u>(3,099,745)</u>
Effect of change in Tangible Capital Assets		
Acquisition of Tangible Capital Assets		
From Deferred Capital Revenue	<u>(3,700,000)</u>	
Total Acquisition of Tangible Capital Assets	<u>(3,700,000)</u>	-
Amortization of Tangible Capital Assets	<u>1,586,363</u>	1,631,139
Total Effect of change in Tangible Capital Assets	<u>(2,113,637)</u>	1,631,139
	<u>-</u>	<u>-</u>
	<u>-</u>	<u>-</u>
(Increase) Decrease in Net Financial Assets (Debt)	<u><u>(2,704,900)</u></u>	<u><u>(1,468,606)</u></u>

School District No. 46 (Sunshine Coast)

Schedule 2

Annual Budget - Operating Revenue and Expense
Year Ended June 30, 2015

	2015 Annual Budget	2014 Amended Annual Budget
	\$	\$
Revenues		
Provincial Grants		
Ministry of Education	34,076,876	34,665,966
Tuition	130,000	105,000
Other Revenue	502,700	512,085
Rentals and Leases	60,000	60,000
Investment Income	80,000	75,000
Total Revenue	34,849,576	35,418,051
Expenses		
Instruction	27,533,543	30,509,603
District Administration	1,873,882	1,762,882
Operations and Maintenance	4,580,516	4,722,630
Transportation and Housing	1,076,635	1,139,518
Total Expense	35,064,576	38,134,633
Net Revenue (Expense)	(215,000)	(2,716,582)
Budgeted Prior Year Surplus Appropriation	215,000	2,716,582
Budgeted Surplus (Deficit), for the year	-	-

School District No. 46 (Sunshine Coast)

Schedule 2A

Annual Budget - Schedule of Operating Revenue by Source
Year Ended June 30, 2015

	2015 Annual Budget	2014 Amended Annual Budget
	\$	\$
Provincial Grants - Ministry of Education		
Operating Grant, Ministry of Education	33,527,676	34,116,766
Other Ministry of Education Grants		
Pay Equity	510,381	510,381
FSA Scorer Funds	8,696	8,696
Education Guarantee	5,123	5,123
Carbon Tax Reimbursement	25,000	25,000
Total Provincial Grants - Ministry of Education	<u>34,076,876</u>	<u>34,665,966</u>
Tuition		
Offshore Tuition Fees	130,000	105,000
Total Tuition	<u>130,000</u>	<u>105,000</u>
Other Revenues		
Other School District/Education Authorities	495,000	509,385
Miscellaneous		
Miscellaneous Revenue	7,700	2,700
Total Other Revenue	<u>502,700</u>	<u>512,085</u>
Rentals and Leases	<u>60,000</u>	<u>60,000</u>
Investment Income	<u>80,000</u>	<u>75,000</u>
Total Operating Revenue	<u>34,849,576</u>	<u>35,418,051</u>

School District No. 46 (Sunshine Coast)

Schedule 2B

Annual Budget - Schedule of Operating Expense by Source
Year Ended June 30, 2015

	2015 Annual Budget	2014 Amended Annual Budget
	\$	\$
Salaries		
Teachers	13,715,320	13,815,061
Principals and Vice Principals	1,732,559	1,732,549
Educational Assistants	2,218,749	2,563,799
Support Staff	3,914,203	3,963,072
Other Professionals	1,114,647	1,132,720
Substitutes	1,921,968	2,537,557
Total Salaries	24,617,446	25,744,758
Employee Benefits	5,735,343	5,879,719
Total Salaries and Benefits	30,352,789	31,624,477
Services and Supplies		
Services	469,110	664,670
Student Transportation	1,036,000	1,099,230
Professional Development and Travel	129,500	235,182
Rentals and Leases	33,000	36,000
Dues and Fees	49,500	43,500
Insurance	83,000	83,000
Supplies	2,165,677	3,598,574
Utilities	746,000	750,000
Total Services and Supplies	4,711,787	6,510,156
Total Operating Expense	35,064,576	38,134,633

School District No. 46 (Sunshine Coast)

Annual Budget - Operating Expense by Function, Program and Object
 Year Ended June 30, 2015

	Teachers Salaries	Principals and Vice Principals Salaries	Educational Assistants Salaries	Support Staff Salaries	Other Professionals Salaries	Substitutes Salaries	Total Salaries
	\$	\$	\$	\$	\$	\$	\$
1 Instruction							
1.02 Regular Instruction	10,607,275	678,838	19,617	525,198		1,798,178	13,629,106
1.03 Career Programs	73,500	21,980					95,480
1.07 Library Services	225,718			94,607			320,325
1.08 Counselling	402,279			135,227			537,506
1.10 Special Education	2,014,741	226,129	2,199,132	277,000		98,790	4,815,792
1.30 English Language Learning	111,405						111,405
1.31 Aboriginal Education	280,402	39,430					319,832
1.41 School Administration		766,182		409,536			1,175,718
1.60 Summer School							-
1.61 Continuing Education							-
1.62 Off Shore Students							-
1.64 Other				41,769			41,769
Total Function 1	13,715,320	1,732,559	2,218,749	1,483,337	-	1,896,968	21,046,933
4 District Administration							
4.11 Educational Administration					360,830		360,830
4.40 School District Governance					98,287		98,287
4.41 Business Administration				124,109	508,030	25,000	657,139
Total Function 4	-	-	-	124,109	967,147	25,000	1,116,256
5 Operations and Maintenance							
5.41 Operations and Maintenance Administration				44,376	126,400		170,776
5.50 Maintenance Operations				2,191,804			2,191,804
5.52 Maintenance of Grounds				59,266			59,266
5.56 Utilities							-
Total Function 5	-	-	-	2,295,446	126,400	-	2,421,846
7 Transportation and Housing							
7.41 Transportation and Housing Administration					21,100		21,100
7.70 Student Transportation				11,311			11,311
Total Function 7	-	-	-	11,311	21,100	-	32,411
9 Debt Services							
Total Function 9	-	-	-	-	-	-	-
Total Functions 1 - 9	13,715,320	1,732,559	2,218,749	3,914,203	1,114,647	1,921,968	24,617,446

School District No. 46 (Sunshine Coast)

Annual Budget - Operating Expense by Function, Program and Object
Year Ended June 30, 2015

	Total Salaries	Employee Benefits	Total Salaries and Benefits	Services and Supplies	2015 Annual Budget	2014 Amended Annual Budget
	\$	\$	\$	\$	\$	\$
I Instruction						
1.02 Regular Instruction	13,629,106	2,815,787	16,444,893	954,328	17,399,221	19,348,601
1.03 Career Programs	95,480	23,393	118,873	2,000	120,873	66,394
1.07 Library Services	320,325	81,508	401,833	52,000	453,833	467,430
1.08 Counselling	537,506	108,642	646,148	2,000	648,148	485,408
1.10 Special Education	4,815,792	1,338,068	6,153,860	225,500	6,379,360	7,003,379
1.30 English Language Learning	111,405	27,295	138,700	2,000	140,700	174,440
1.31 Aboriginal Education	319,832	78,359	398,191	268,609	666,800	855,252
1.41 School Administration	1,175,718	324,051	1,499,769	95,000	1,594,769	1,718,437
1.60 Summer School	-	-	-	-	-	-
1.61 Continuing Education	-	-	-	8,000	8,000	113,000
1.62 Off Shore Students	-	-	-	68,500	121,839	277,262
1.64 Other	41,769	11,570	53,339	68,500	121,839	277,262
Total Function 1	21,046,933	4,808,673	25,855,606	1,677,937	27,533,543	30,509,603
4 District Administration						
4.11 Educational Administration	360,830	91,057	451,887	15,000	466,887	439,158
4.40 School District Governance	98,287	983	99,270	112,000	211,270	190,270
4.41 Business Administration	657,139	167,736	824,875	370,850	1,195,725	1,133,454
Total Function 4	1,116,256	259,776	1,376,032	497,850	1,873,882	1,762,882
5 Operations and Maintenance						
5.41 Operations and Maintenance Administration	170,776	44,000	214,776	85,000	299,776	259,474
5.50 Maintenance Operations	2,191,804	598,668	2,790,472	619,000	3,409,472	3,591,146
5.52 Maintenance of Grounds	59,266	16,002	75,268	50,000	125,268	122,010
5.56 Utilities	-	-	-	746,000	746,000	750,000
Total Function 5	2,421,846	658,670	3,080,516	1,500,000	4,580,516	4,722,630
7 Transportation and Housing						
7.41 Transportation and Housing Administration	21,100	5,170	26,270	26,270	26,270	26,544
7.70 Student Transportation	11,311	3,054	14,365	1,036,000	1,050,365	1,112,974
Total Function 7	32,411	8,224	40,635	1,036,000	1,076,635	1,139,518
9 Debt Services						
Total Function 9	-	-	-	-	-	-
Total Functions 1 - 9	24,617,446	5,735,343	30,352,789	4,711,787	35,064,576	38,134,633

School District No. 46 (Sunshine Coast)

Schedule 3

Annual Budget - Special Purpose Revenue and Expense
Year Ended June 30, 2015

	2015 Annual Budget	2014 Amended Annual Budget
	\$	\$
Revenues		
Provincial Grants		
Ministry of Education	1,468,075	1,388,681
Other Revenue	1,110,000	975,500
Investment Income		7,000
Total Revenue	<u>2,578,075</u>	<u>2,371,181</u>
Expenses		
Instruction	2,364,753	2,162,514
District Administration		
Operations and Maintenance	213,322	208,667
Total Expense	<u>2,578,075</u>	<u>2,371,181</u>
Budgeted Surplus (Deficit), for the year	<u>-</u>	<u>-</u>

School District No. 46 (Sunshine Coast)

Annual Budget - Changes in Special Purpose Funds
Year Ended June 30, 2015

Deferred Revenue, beginning of year

Add: Restricted Grants
Provincial Grants - Ministry of Education
Other

Less: Allocated to Revenue
Deferred Revenue, end of year

Revenues
Provincial Grants - Ministry of Education
Other Revenue

Expenses
Salaries
Teachers
Principals and Vice Principals
Educational Assistants
Support Staff
Substitutes

Employee Benefits
Services and Supplies

Net Revenue (Expense)

	Annual Facility Grant	Learning Improvement Fund	Scholarships and Bursaries	School Generated Funds	Strong Start	Ready, Set, Learn	OIEP	CommunityLINK	Other
	\$	\$	\$	\$	\$	\$	\$	\$	\$
	213,322	538,898	40,000	1,050,000	192,000	24,500	15,235	484,120	20,000
	213,322	538,898	40,000	1,050,000	192,000	24,500	15,235	484,120	20,000
	213,322	538,898	40,000	1,050,000	192,000	24,500	15,235	484,120	20,000
	-	-	-	-	-	-	-	-	-
	213,322	538,898	40,000	1,050,000	192,000	24,500	15,235	484,120	20,000
	213,322	538,898	40,000	1,050,000	192,000	24,500	15,235	484,120	20,000
	120,000	332,448						69,467	
		94,913			135,000			123,488	
	120,000	427,361			135,000		2,000	192,955	
	33,240	111,537			49,500		490	56,165	
	60,082				7,500		12,745	235,000	20,000
	213,322	538,898	40,000	1,050,000	192,000	24,500	15,235	484,120	20,000
	-	-	-	-	-	-	-	-	-
	-	-	-	-	-	-	-	-	-

School District No. 46 (Sunshine Coast)

Annual Budget - Changes in Special Purpose Funds

Year Ended June 30, 2015

	<u>TOTAL</u>
	\$ -
Deferred Revenue, beginning of year	
Add: Restricted Grants	1,468,075
Provincial Grants - Ministry of Education	1,110,000
Other	<u>2,578,075</u>
Less: Allocated to Revenue	<u>2,578,075</u>
Deferred Revenue, end of year	<u>-</u>
Revenues	<u>1,468,075</u>
Provincial Grants - Ministry of Education	<u>1,110,000</u>
Other Revenue	<u>2,578,075</u>
Expenses	
Salaries	
Teachers	401,915
Principals and Vice Principals	-
Educational Assistants	353,401
Support Staff	120,000
Substitutes	<u>2,000</u>
	<u>877,316</u>
Employee Benefits	250,932
Services and Supplies	<u>1,449,827</u>
	<u>2,578,075</u>
Net Revenue (Expense)	<u>-</u>

School District No. 46 (Sunshine Coast)

Schedule 4

Annual Budget - Capital Revenue and Expense
Year Ended June 30, 2015

	2015 Annual Budget			2014 Amended Annual Budget
	Invested in Tangible Capital Assets	Local Capital	Fund Balance	
	\$	\$	\$	\$
Revenues				
Provincial Grants				
Amortization of Deferred Capital Revenue	1,210,100		1,210,100	1,247,976
Total Revenue	1,210,100	-	1,210,100	1,247,976
Expenses				
Amortization of Tangible Capital Assets				
Operations and Maintenance	1,485,354		1,485,354	1,551,838
Transportation and Housing	101,009		101,009	79,301
Total Expense	1,586,363	-	1,586,363	1,631,139
Net Revenue (Expense)	(376,263)	-	(376,263)	(383,163)
Net Transfers (to) from other funds				
Total Net Transfers	-	-	-	-
Other Adjustments to Fund Balances				
Total Other Adjustments to Fund Balances	-	-	-	-
Budgeted Surplus (Deficit), for the year	(376,263)	-	(376,263)	(383,163)