

Summer Work 2019 Report to Operations Committee

Projects

- LES - Removed portable and refurbished remaining portable to become new music room
- LES - Added an operable window to staff room
- SBO - Flooring replacements
- GES - Moved in 2nd portable and refurbished on site
- GES - Installed ductless split A/C system for server room
- ESS - Completed student lounge from previous interior renovation
- ESS - Replaced flooring in 2 classrooms
- ESS - Gym floor re-coated
- ESS - Replaced dust collection system (October completion)
- CGES - Gym floor re-coated
- CGES - Poured pad and installed new Book Gnome
- RCES - Installed new synthetic gym floor

Projects continued

- RCES - Excavated and repaired exterior Strong Start wall
- SLC - Replaced 2 furnaces in Trail Bay Building with high efficiency units
- SLC - Trail Bay Building duct cleaning
- SLC - Replaced gym furnace with high efficiency unit, installed propeller fans, added new overhead ductwork
- SLC - Replaced gym roof
- SLC - Library vinyl siding removed, repainted exterior
- SLC - Asbestos abatement, removed walls, removed flooring and rebuilt as new
- SLC - Staff room flooring replaced
- CSS - Dust collection system replacement (October completion)
- CSS - Gym floor re-coated

Projects continued

- CSS - Added operable windows to 3 classrooms
- WSES - Repaired drainage issue around portables
- HBES - Replaced internal roof gutter system
- HBES - Replaced flooring in kindergarten
- PHSS - Added elk fencing to field
- Quonset hut removed from Habitat for Humanity site
- All sites - Parking lot and playground lines repainted
- All Sites - Summer deep clean

Langdale Portable (Music Room) Before



Langdale Portable (Music Room) After



GES Server Room Cooling



Placing GES Portable (From Langdale)



Placing GES Portable (From Langdale)



GES Portable



GES Portable Completed



GES Portable



ESS Gym Floor Re-coat



ESS Student Lounge



CGES Book Gnome



Cedar Grove Gym Re-coat



Roberts Creek New Synthetic Gym Flooring



Roberts Creek New Synthetic Gym Flooring



Sunshine Building Washroom Renovation



Sunshine Building Washroom Renovation



SLC Library Siding Removal and Repaint



SLC Gym Furnace Replacement New Overhead Ducting



SLC Gym Furnace Replacement



SLC French School Furnace Replacement and Duct Cleaning



Chatelech Gym Floor Re-coat



West Sechelt Drainage Repair



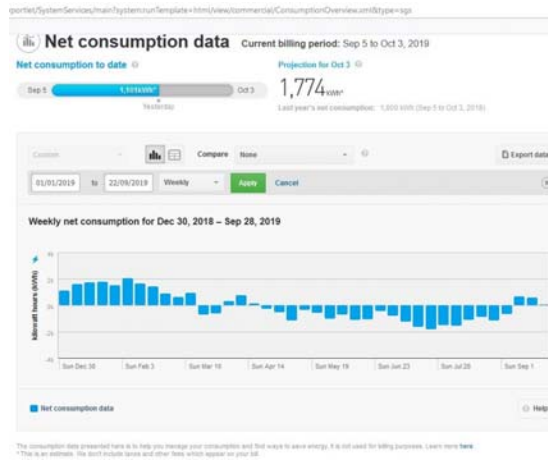
Halfmoon Bay Gutter Replacement



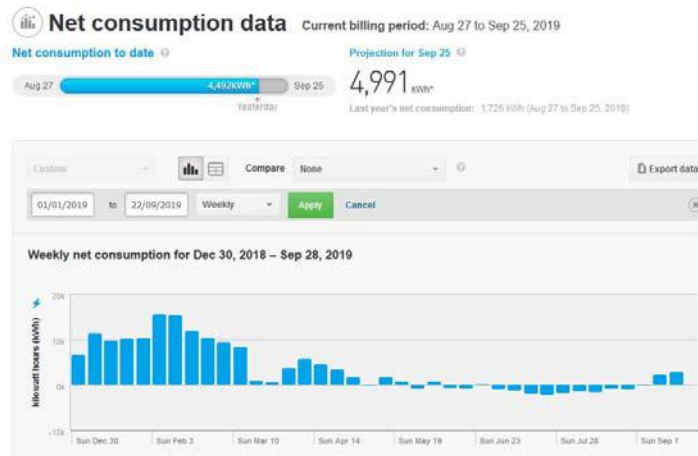
Quonset Hut Removal



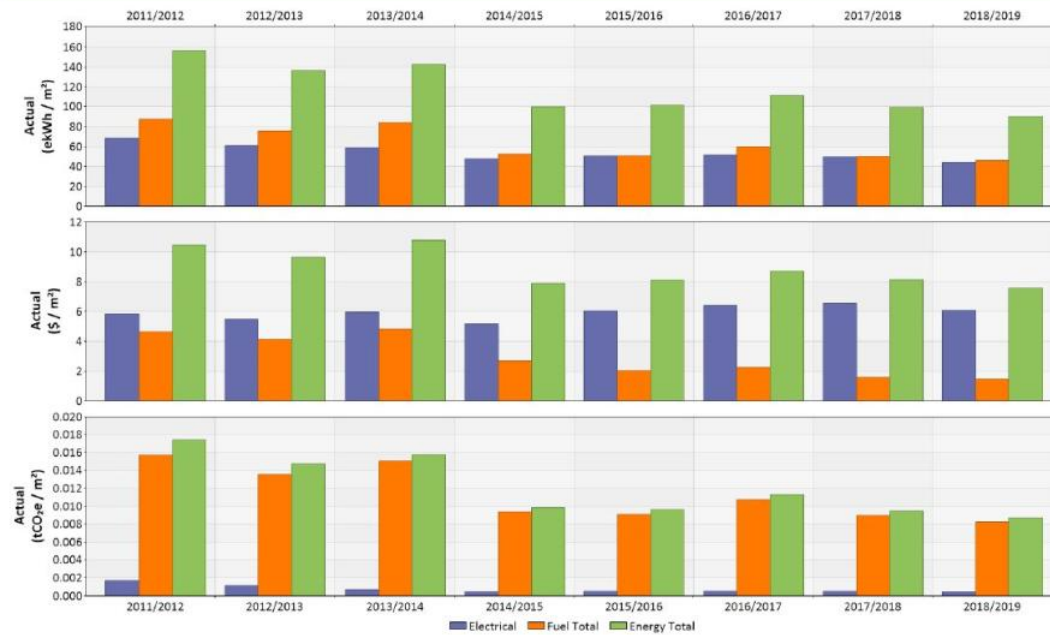
Solar Panel Performance - LES



Solar Panel Performance - PHSS



Performance Index: Year Comparison
 Project: SD #46 Sunshine Coast - PUMA (2014035)



Emmissions reduced by 48% since 2011
 Energy consumption reduced by 42% since 2011
 Total avoided energy costs since 2011 \$1,243,859

Performance Index: Year Comparison
 Project: SD #46 Sunshine Coast - PUMA (2014035)



Year ¹	Floor Area m ²	Electrical						Fuel Total						Energy Total							
		Consumption		Cost ²		Emissions ³		Consumption		Cost ²		Emissions ³		Consumption		Cost ²		Emissions ³			
		kWh	kWh/m ²	\$	\$/m ²	tCO ₂ e	tCO ₂ e/m ²	GJ	GJ/m ²	ekWh	ekWh/m ²	\$	\$/m ²	tCO ₂ e	tCO ₂ e/m ²	ekWh	ekWh/m ²	\$	\$/m ²	tCO ₂ e	tCO ₂ e/m ²
2011/2012	56,808	3,909,001	68.8	332,147	5.85	97.7	0.00172	17,903	0.32	4,973,192	87.5	262,919	4.63	893	0.016	8,882,192	156	595,066	10.48	990	0.017
2012/2013	56,808	3,464,347	61.0	312,481	5.50	66.3	0.00117	15,467	0.27	4,296,448	75.6	235,282	4.14	771	0.014	7,760,795	137	547,762	9.64	838	0.015
2013/2014	56,808	3,338,899	58.8	338,875	5.97	39.6	0.00070	17,158	0.30	4,766,156	83.9	273,921	4.82	856	0.015	8,105,055	143	612,796	10.79	895	0.016
2014/2015	57,044	2,731,762	47.9	295,085	5.17	27.3	0.00048	10,733	0.19	2,981,359	52.3	154,165	2.70	535	0.009	5,713,121	100	449,250	7.88	563	0.010
2015/2016	60,258	3,059,944	50.8	364,833	6.05	31.7	0.00053	11,012	0.18	3,058,790	50.8	123,271	2.05	549	0.009	6,118,733	102	488,103	8.10	581	0.010
2016/2017	60,258	3,107,980	51.6	387,290	6.43	33.2	0.00055	13,009	0.22	3,613,560	60.0	137,147	2.28	649	0.011	6,721,539	112	524,437	8.70	682	0.011
2017/2018	60,258	2,992,818	49.7	394,638	6.55	31.9	0.00053	10,837	0.18	3,010,202	50.0	95,966	1.59	540	0.009	6,003,020	100	490,603	8.14	572	0.009
2018/2019	60,258	2,665,093	44.2	367,070	6.09	28.4	0.00047	9,961	0.17	2,767,037	45.9	89,404	1.48	497	0.008	5,432,130	90	456,474	7.58	525	0.009
Overall:	58,563	25,269,843	2.792417	356.1	106.080	29.466743	1.372075	5.290	54,736,586	4,164,492	5.646										