

Amended Annual Budget

School District No. 46 (Sunshine Coast)

June 30, 2015

School District No. 46 (Sunshine Coast)

June 30, 2015

Table of Contents

Bylaw	1
Amended Annual Budget - Revenue and Expense - Statement 2	2
Amended Annual Budget - Changes in Net Financial Assets (Debt) - Statement 4	4
Amended Annual Budget - Schedule of Changes in Accumulated Surplus (Deficit) by Fund - Schedule 1	5
Amended Annual Budget - Operating Revenue and Expense - Schedule 2	6
Schedule 2A - Amended Annual Budget - Schedule of Operating Revenue by Source	7
Schedule 2B - Amended Annual Budget - Schedule of Operating Expense by Source	8
Schedule 2C - Amended Annual Budget - Operating Expense by Function, Program and Object	9
Amended Annual Budget - Special Purpose Revenue and Expense - Schedule 3	11
Schedule 3A - Amended Annual Budget - Changes in Special Purpose Funds	12
Amended Annual Budget - Capital Revenue and Expense - Schedule 4	14

*NOTE - Statement 1, Statement 3, Statement 5 and Schedules 4A - 4D are used for Financial Statement reporting only.

AMENDED ANNUAL BUDGET BYLAW

A Bylaw of THE BOARD OF EDUCATION OF SCHOOL DISTRICT NO. 46 (SUNSHINE COAST) (called the "Board") to adopt the Amended Annual Budget of the Board for the fiscal year 2014/2015 pursuant to section 113 of the *School Act*, R.S.B.C., 1996, c. 412 as amended from time to time (called the "Act").

1. Board has complied with the provisions of the Act respecting the Amended Annual Budget adopted by this bylaw.
2. This bylaw may be cited as School District No. 46 (Sunshine Coast) Amended Annual Budget Bylaw for fiscal year 2014/2015.
3. The attached Statement 2 showing the estimated revenue and expense for the 2014/2015 fiscal year and the total budget bylaw amount of \$42,273,759 for the 2014/2015 fiscal year was prepared in accordance with the *Act*.
4. Statement 2, 4 and Schedules 1 to 4 are adopted as the Amended Annual Budget of the Board for the fiscal year 2014/2015.

READ A FIRST TIME THE 10th DAY OF FEBRUARY, 2015;

READ A SECOND TIME THE 10th DAY OF FEBRUARY, 2015;

READ A THIRD TIME, PASSED AND ADOPTED THE 10th DAY OF FEBRUARY, 2015;

(Corporate Seal)



Chairperson of the Board

Secretary Treasurer

I HEREBY CERTIFY this to be a true original of School District No. 46 (Sunshine Coast) Amended Annual Budget Bylaw 2014/2015, adopted by the Board the 10th DAY OF FEBRUARY, 2015.



Secretary Treasurer

School District No. 46 (Sunshine Coast)

Statement 2

Amended Annual Budget - Revenue and Expense

Year Ended June 30, 2015

	2015 Amended Annual Budget	2014 Amended Annual Budget
Ministry Operating Grant Funded FTE's		
School-Age	3,042,250	3,042,625
Adult	15,000	12,313
Total Ministry Operating Grant Funded FTE's	3,057,250	3,054,938
Revenues	\$	\$
Provincial Grants		
Ministry of Education	35,563,913	36,054,647
Tuition	130,000	105,000
Other Revenue	1,403,546	1,487,585
Rentals and Leases	60,000	60,000
Investment Income	87,000	82,000
Amortization of Deferred Capital Revenue	1,231,552	1,247,976
Total Revenue	38,476,011	39,037,208
Expenses		
Instruction	32,679,049	32,672,117
District Administration	1,838,882	1,762,882
Operations and Maintenance	6,525,357	6,483,135
Transportation and Housing	1,230,471	1,218,819
Total Expense	42,273,759	42,136,953
Net Revenue (Expense)	(3,797,748)	(3,099,745)
Budgeted Allocation (Retirement) of Surplus (Deficit)	3,722,709	2,716,582
Budgeted Surplus (Deficit), for the year	(75,039)	(383,163)
Budgeted Surplus (Deficit), for the year comprised of:		
Operating Fund Surplus (Deficit)	289,171	
Special Purpose Fund Surplus (Deficit)		
Capital Fund Surplus (Deficit)	(364,210)	(383,163)
Budgeted Surplus (Deficit), for the year	(75,039)	(383,163)




School District No. 46 (Sunshine Coast)

Amended Annual Budget - Revenue and Expense

Year Ended June 30, 2015

	2015 Amended Annual Budget	2014 Amended Annual Budget
Budget Bylaw Amount		
Operating - Total Expense	37,962,976	38,134,633
Special Purpose Funds - Total Expense	2,715,021	2,371,181
Capital Fund - Total Expense	1,595,762	1,631,139
Total Budget Bylaw Amount	42,273,759	42,136,953

Approved by the Board

	Feb 10, 2015
Signature of the Chairperson of the Board of Education	Date Signed
	Feb 10, 2015
Signature of the Superintendent	Date Signed
	Feb 10, 2015
Signature of the Secretary Treasurer	Date Signed

School District No. 46 (Sunshine Coast)

Statement 4

Amended Annual Budget - Changes in Net Financial Assets (Debt)

Year Ended June 30, 2015

	2015 Amended Annual Budget	2014 Amended Annual Budget
	\$	\$
Surplus (Deficit) for the year	(3,797,748)	(3,099,745)
Effect of change in Tangible Capital Assets		
Acquisition of Tangible Capital Assets		
From Deferred Capital Revenue	(3,700,000)	
Total Acquisition of Tangible Capital Assets	(3,700,000)	-
Amortization of Tangible Capital Assets	1,595,762	1,631,139
Total Effect of change in Tangible Capital Assets	(2,104,238)	1,631,139
	-	-
(Increase) Decrease in Net Financial Assets (Debt)	(5,901,986)	(1,468,606)

School District No. 46 (Sunshine Coast)

Schedule I

Amended Annual Budget - Schedule of Changes in Accumulated Surplus (Deficit) by Fund
Year Ended June 30, 2015

	Operating Fund	Special Purpose Fund	Capital Fund	2015 Amended Annual Budget
	\$	\$	\$	\$
Accumulated Surplus (Deficit), beginning of year	3,722,709		7,871,248	11,593,957
Changes for the year				
Net Revenue (Expense) for the year	(3,433,538)		(364,210)	(3,797,748)
Net Changes for the year	(3,433,538)	-	(364,210)	(3,797,748)
Budgeted Accumulated Surplus (Deficit), end of year	289,171	-	7,507,038	7,796,209

School District No. 46 (Sunshine Coast)

Schedule 2

Amended Annual Budget - Operating Revenue and Expense
Year Ended June 30, 2015

	2015 Amended Annual Budget	2014 Amended Annual Budget
	\$	\$
Revenues		
Provincial Grants		
Ministry of Education	33,756,738	34,665,966
Tuition	130,000	105,000
Other Revenue	502,700	512,085
Rentals and Leases	60,000	60,000
Investment Income	80,000	75,000
Total Revenue	34,529,438	35,418,051
Expenses		
Instruction	30,284,234	30,509,603
District Administration	1,838,882	1,762,882
Operations and Maintenance	4,718,325	4,722,630
Transportation and Housing	1,121,535	1,139,518
Total Expense	37,962,976	38,134,633
Net Revenue (Expense)	(3,433,538)	(2,716,582)
Budgeted Prior Year Surplus Appropriation	3,722,709	2,716,582
Budgeted Surplus (Deficit), for the year	289,171	-

School District No. 46 (Sunshine Coast)

Schedule 2A

Amended Annual Budget - Schedule of Operating Revenue by Source
Year Ended June 30, 2015

	2015 Amended Annual Budget	2014 Amended Annual Budget
	\$	\$
Provincial Grants - Ministry of Education		
Operating Grant, Ministry of Education	33,531,832	34,116,766
Strike Savings Recovery	(950,944)	
Other Ministry of Education Grants		
Pay Equity	510,381	510,381
Labour Settlement Funding	626,650	
FSA Scorer Funds	8,696	8,696
Education Guarantee	5,123	5,123
Carbon Tax Reimbursement	25,000	25,000
Total Provincial Grants - Ministry of Education	33,756,738	34,665,966
Tuition		
Offshore Tuition Fees	130,000	105,000
Total Tuition	130,000	105,000
Other Revenues		
Other School District/Education Authorities	495,000	509,385
Miscellaneous		
Art Starts	7,700	2,700
Total Other Revenue	502,700	512,085
Rentals and Leases	60,000	60,000
Investment Income	80,000	75,000
Total Operating Revenue	34,529,438	35,418,051

School District No. 46 (Sunshine Coast)

Schedule 2B

Amended Annual Budget - Schedule of Operating Expense by Source
Year Ended June 30, 2015

	2015 Amended Annual Budget	2014 Amended Annual Budget
	\$	\$
Salaries		
Teachers	13,498,755	13,815,061
Principals and Vice Principals	1,710,566	1,732,549
Educational Assistants	2,677,426	2,563,799
Support Staff	3,994,644	3,963,072
Other Professionals	1,186,147	1,132,720
Substitutes	2,396,440	2,537,557
Total Salaries	25,463,978	25,744,758
Employee Benefits	5,900,234	5,879,719
Total Salaries and Benefits	31,364,212	31,624,477
Services and Supplies		
Services	686,205	664,670
Student Transportation	1,080,900	1,099,230
Professional Development and Travel	268,364	235,182
Rentals and Leases	33,000	36,000
Dues and Fees	49,500	43,500
Insurance	83,000	83,000
Interest		-
Supplies	3,651,795	3,598,574
Utilities	746,000	750,000
Total Services and Supplies	6,598,764	6,510,156
Total Operating Expense	37,962,976	38,134,633

School District No. 46 (Sunshine Coast)

Amended Annual Budget - Operating Expense by Function, Program and Object
 Year Ended June 30, 2015

	Teachers Salaries	Principals and Vice Principals Salaries	Educational Assistants Salaries	Support Staff Salaries	Other Professionals Salaries	Substitutes Salaries	Total Salaries
	\$	\$	\$	\$	\$	\$	\$
1 Instruction							
1.02 Regular Instruction	10,310,151	305,519		487,760		2,276,799	13,380,229
1.03 Career Programs	49,980	21,986					71,966
1.07 Library Services	255,118			94,351			349,469
1.08 Counselling	402,279			121,779			524,058
1.10 Special Education	2,097,924	212,234	2,677,426	277,000		94,641	5,359,225
1.30 English Language Learning	73,500						73,500
1.31 Aboriginal Education	309,803	39,430					349,233
1.41 School Administration		1,131,397		496,132			1,627,529
1.62 Off Shore Students					71,500		71,500
1.64 Other				41,769			41,769
Total Function 1	13,498,755	1,710,566	2,677,426	1,518,791	71,500	2,371,440	21,848,478
4 District Administration							
4.11 Educational Administration					360,830		360,830
4.40 School District Governance					98,287		98,287
4.41 Business Administration				124,109	508,030	25,000	657,139
Total Function 4	-	-	-	124,109	967,147	25,000	1,116,256
5 Operations and Maintenance							
5.41 Operations and Maintenance Administration				44,376	126,400		170,776
5.50 Maintenance Operations				2,236,791			2,236,791
5.52 Maintenance of Grounds				59,266			59,266
5.56 Utilities							-
Total Function 5	-	-	-	2,340,433	126,400	-	2,466,833
7 Transportation and Housing							
7.41 Transportation and Housing Administration					21,100		21,100
7.70 Student Transportation				11,311			11,311
Total Function 7	-	-	-	11,311	21,100	-	32,411
9 Debt Services							
Total Function 9	-	-	-	-	-	-	-
Total Functions 1 - 9	13,498,755	1,710,566	2,677,426	3,994,644	1,186,147	2,396,440	25,463,978

School District No. 46 (Sunshine Coast)

Amended Annual Budget - Operating Expense by Function, Program and Object
Year Ended June 30, 2015

	Total Salaries	Employee Benefits	Total Salaries and Benefits	Services and Supplies	2015 Amended Annual Budget	2014 Amended Annual Budget
	\$	\$	\$	\$	\$	\$
1 Instruction						
1.02 Regular Instruction	13,380,229	2,725,375	16,105,604	2,182,572	18,288,176	19,348,601
1.03 Career Programs	71,966	17,075	89,041	1,500	90,541	66,394
1.07 Library Services	349,469	88,641	438,110	64,317	502,427	467,430
1.08 Counselling	524,058	104,915	628,973	1,000	629,973	485,408
1.10 Special Education	5,359,225	1,497,750	6,856,975	224,049	7,081,024	7,003,379
1.30 English Language Learning	73,500	18,008	91,508	141,725	233,233	174,440
1.31 Aboriginal Education	349,233	85,562	434,795	566,485	1,001,280	855,252
1.41 School Administration	1,627,529	406,168	2,033,697	117,200	2,150,897	1,718,437
1.62 Off Shore Students	71,500	18,500	90,000	22,467	112,467	113,000
1.64 Other	41,769	11,570	53,339	140,877	194,216	277,262
Total Function 1	21,848,478	4,973,564	26,822,042	3,462,192	30,284,234	30,509,603
4 District Administration						
4.11 Educational Administration	360,830	91,057	451,887	15,000	466,887	439,158
4.40 School District Governance	98,287	983	99,270	112,000	211,270	190,270
4.41 Business Administration	657,139	167,736	824,875	335,850	1,160,725	1,133,454
Total Function 4	1,116,256	259,776	1,376,032	462,850	1,838,882	1,762,882
5 Operations and Maintenance						
5.41 Operations and Maintenance Administration	170,776	44,000	214,776	85,000	299,776	259,474
5.50 Maintenance Operations	2,236,791	598,668	2,835,459	711,822	3,547,281	3,591,146
5.52 Maintenance of Grounds	59,266	16,002	75,268	50,000	125,268	122,010
5.56 Utilities	-	-	-	746,000	746,000	750,000
Total Function 5	2,466,833	658,670	3,125,503	1,592,822	4,718,325	4,722,630
7 Transportation and Housing						
7.41 Transportation and Housing Administration	21,100	5,170	26,270	-	26,270	26,544
7.70 Student Transportation	11,311	3,054	14,365	1,080,900	1,095,265	1,112,974
Total Function 7	32,411	8,224	40,635	1,080,900	1,121,535	1,139,518
9 Debt Services						
Total Function 9	-	-	-	-	-	-
Total Functions 1 - 9	25,463,978	5,900,234	31,364,212	6,598,764	37,962,976	38,134,633

School District No. 46 (Sunshine Coast)

Schedule 3

Amended Annual Budget - Special Purpose Revenue and Expense
Year Ended June 30, 2015

	2015 Amended Annual Budget	2014 Amended Annual Budget
	\$	\$
Revenues		
Provincial Grants		
Ministry of Education	1,807,175	1,388,681
Other Revenue	900,846	975,500
Investment Income	7,000	7,000
Total Revenue	2,715,021	2,371,181
Expenses		
Instruction	2,394,815	2,162,514
Operations and Maintenance	320,206	208,667
Total Expense	2,715,021	2,371,181
Budgeted Surplus (Deficit), for the year	-	-

School District No. 46 (Sunshine Coast)
 Amended Annual Budget - Changes in Special Purpose Funds
 Year Ended June 30, 2015

	Annual Facility Grant	Learning Improvement Fund	Aboriginal Education Technology	Special Education Equipment	Scholarships and Bursaries	School Generated Funds	Strong Start	Ready, Set, Learn	O.L.E.P.
	\$	\$	\$	\$	\$	\$	\$	\$	\$
Deferred Revenue, beginning of year	106,884	20,533	3,523	24,851	599,768	504,218			29,490
Add: Restricted Grants									
Provincial Grants - Ministry of Education	213,322	676,596					192,000	24,500	15,535
Other					60,000	800,000			
Investment Income					7,000				
	213,322	676,596	-	-	67,000	800,000	192,000	24,500	15,535
Less: Allocated to Revenue	320,206	697,129	3,523	24,851	67,000	800,000	192,000	24,500	45,025
Deferred Revenue, end of year	-	-	-	-	599,768	504,218	-	-	-
Revenues									
Provincial Grants - Ministry of Education	320,206	697,129	3,523	24,851			192,000	24,500	45,025
Other Revenue					60,000	800,000			
Investment Income					7,000				
	320,206	697,129	3,523	24,851	67,000	800,000	192,000	24,500	45,025
Expenses									
Salaries									
Teachers		520,623					130,120		
Principals and Vice Principals									
Support Staff	111,000	57,000							
	111,000	577,623	-	-	-	-	130,120	-	-
Employee Benefits	30,000	119,506	3,523	24,851			31,880		
Services and Supplies	179,206				67,000	800,000	30,000	24,500	45,025
	320,206	697,129	3,523	24,851	67,000	800,000	192,000	24,500	45,025
Net Revenue (Expense)	-	-	-	-	-	-	-	-	-

School District No. 46 (Sunshine Coast)
 Amended Annual Budget - Changes in Special Purpose Funds
 Year Ended June 30, 2015

	CommunityLINK	Literacy Misc-MOE	Misc Other Grants	TOTAL
	\$	\$	\$	\$
Deferred Revenue, beginning of year	13,890	1,931	40,846	1,345,934
Add: Restricted Grants				
Provincial Grants - Ministry of Education	484,120			1,606,073
Other				860,000
Investment Income				7,000
	484,120	-	-	2,473,073
Less: Allocated to Revenue	498,010	1,931	40,846	2,715,021
Deferred Revenue, end of year	-	-	-	1,103,986
Revenues				
Provincial Grants - Ministry of Education	498,010	1,931		1,807,175
Other Revenue			40,846	900,846
Investment Income				7,000
	498,010	1,931	40,846	2,715,021
Expenses				
Salaries				
Teachers	73,000			723,743
Principals and Vice Principals	140,000			140,000
Support Staff				168,000
	213,000	-	-	1,031,743
Employee Benefits	55,000			264,760
Services and Supplies	230,010	1,931	40,846	1,418,518
	498,010	1,931	40,846	2,715,021
Net Revenue (Expense)	-	-	-	-

School District No. 46 (Sunshine Coast)

Schedule 4

Amended Annual Budget - Capital Revenue and Expense

Year Ended June 30, 2015

	2015 Amended Annual Budget			2014 Amended Annual Budget
	Invested in Tangible Capital Assets	Local Capital	Fund Balance	
	\$	\$	\$	\$
Revenues				
Provincial Grants				
Amortization of Deferred Capital Revenue	1,231,552		1,231,552	1,247,976
Total Revenue	1,231,552	-	1,231,552	1,247,976
Expenses				
Amortization of Tangible Capital Assets				
Operations and Maintenance	1,486,826		1,486,826	1,551,838
Transportation and Housing	108,936		108,936	79,301
Total Expense	1,595,762	-	1,595,762	1,631,139
Net Revenue (Expense)	(364,210)	-	(364,210)	(383,163)
Net Transfers (to) from other funds				
Total Net Transfers	-	-	-	-
Other Adjustments to Fund Balances				
Total Other Adjustments to Fund Balances	-	-	-	-
Budgeted Surplus (Deficit), for the year	(364,210)	-	(364,210)	(383,163)