

Amended Annual Budget

School District No. 46 (Sunshine Coast)

June 30, 2018

School District No. 46 (Sunshine Coast)

June 30, 2018

Table of Contents

Bylaw	1
Amended Annual Budget - Revenue and Expense - Statement 2	2
Amended Annual Budget - Changes in Net Financial Assets (Debt) - Statement 4	4
Amended Annual Budget - Schedule of Changes in Accumulated Surplus (Deficit) by Fund - Schedule 1	5
Amended Annual Budget - Operating Revenue and Expense - Schedule 2	6
Schedule 2A - Amended Annual Budget - Schedule of Operating Revenue by Source	7
Schedule 2B - Amended Annual Budget - Schedule of Operating Expense by Object	8
Schedule 2C - Amended Annual Budget - Operating Expense by Function, Program and Object	9
Amended Annual Budget - Special Purpose Revenue and Expense - Schedule 3	11
Schedule 3A - Amended Annual Budget - Changes in Special Purpose Funds	12
Amended Annual Budget - Capital Revenue and Expense - Schedule 4	14

*NOTE - Statement 1, Statement 3, Statement 5 and Schedules 4A - 4D are used for Financial Statement reporting only.

AMENDED ANNUAL BUDGET BYLAW

A Bylaw of THE BOARD OF EDUCATION OF SCHOOL DISTRICT NO. 46 (SUNSHINE COAST) (called the "Board") to adopt the Amended Annual Budget of the Board for the fiscal year 2017/2018 pursuant to section 113 of the *School Act*, R.S.B.C., 1996, c. 412 as amended from time to time (called the "Act").

1. Board has complied with the provisions of the Act respecting the Amended Annual Budget adopted by this bylaw.
2. This bylaw may be cited as School District No. 46 (Sunshine Coast) Amended Annual Budget Bylaw for fiscal year 2017/2018.
3. The attached Statement 2 showing the estimated revenue and expense for the 2017/2018 fiscal year and the total budget bylaw amount of \$46,789,451 for the 2017/2018 fiscal year was prepared in accordance with the *Act*.
4. Statement 2, 4 and Schedules 1 to 4 are adopted as the Amended Annual Budget of the Board for the fiscal year 2017/2018.

READ A FIRST TIME THE 14 DAY OF February, 2018;

READ A SECOND TIME THE 14 DAY OF February, 2018;

READ A THIRD TIME, PASSED AND ADOPTED THE 14 DAY OF February, 2018;

(Corporate Seal)



Chairperson of the Board



Secretary Treasurer

I HEREBY CERTIFY this to be a true original of School District No. 46 (Sunshine Coast) Amended Annual Budget Bylaw 2017/2018, adopted by the Board the 14 DAY OF February, 2018.



Secretary Treasurer

School District No. 46 (Sunshine Coast)

Amended Annual Budget - Revenue and Expense
Year Ended June 30, 2018

	2018 Amended Annual Budget	2017 Amended Annual Budget
Ministry Operating Grant Funded FTE's		
School-Age	3,181,938	3,152,875
Adult	4,125	3,375
Total Ministry Operating Grant Funded FTE's	3,186,063	3,156,250
Revenues	\$	\$
Provincial Grants		
Ministry of Education	41,047,259	37,873,324
Other	35,000	35,000
Tuition	78,408	78,408
Other Revenue	1,840,700	1,531,976
Rentals and Leases	30,000	55,000
Investment Income	87,000	96,000
Amortization of Deferred Capital Revenue	1,635,441	1,604,043
Total Revenue	44,753,808	41,273,751
Expenses		
Instruction	36,134,310	33,250,265
District Administration	2,257,716	2,185,648
Operations and Maintenance	6,481,130	6,444,044
Transportation and Housing	1,916,295	1,594,805
Total Expense	46,789,451	43,474,762
Net Revenue (Expense)	(2,035,643)	(2,201,011)
Budgeted Allocation (Retirement) of Surplus (Deficit)	1,578,191	1,720,073
Budgeted Surplus (Deficit), for the year	(457,452)	(480,938)
Budgeted Surplus (Deficit), for the year comprised of:		
Operating Fund Surplus (Deficit)		
Special Purpose Fund Surplus (Deficit)		
Capital Fund Surplus (Deficit)	(457,452)	(480,938)
Budgeted Surplus (Deficit), for the year	(457,452)	(480,938)




School District No. 46 (Sunshine Coast)

Amended Annual Budget - Revenue and Expense

Year Ended June 30, 2018

	2018 Amended Annual Budget	2017 Amended Annual Budget
Budget Bylaw Amount		
Operating - Total Expense	39,454,418	38,845,122
Special Purpose Funds - Total Expense	5,242,140	2,544,659
Capital Fund - Total Expense	2,092,893	2,084,981
Total Budget Bylaw Amount	46,789,451	43,474,762

Approved by the Board

	February 14, 2018
Signature of the Chairperson of the Board of Education	Date Signed
	February 14, 2018
Signature of the Superintendent	Date Signed
	February 14, 2018
Signature of the Secretary Treasurer	Date Signed

School District No. 46 (Sunshine Coast)

Amended Annual Budget - Changes in Net Financial Assets (Debt)

Year Ended June 30, 2018

	2018 Amended Annual Budget	2017 Amended Annual Budget
	\$	\$
Surplus (Deficit) for the year	<u>(2,035,643)</u>	<u>(2,201,011)</u>
Effect of change in Tangible Capital Assets		
Acquisition of Tangible Capital Assets		
From Deferred Capital Revenue	<u>(2,800,000)</u>	<u>(2,200,000)</u>
Total Acquisition of Tangible Capital Assets	<u>(2,800,000)</u>	<u>(2,200,000)</u>
Amortization of Tangible Capital Assets	<u>2,092,893</u>	<u>2,084,981</u>
Total Effect of change in Tangible Capital Assets	<u>(707,107)</u>	<u>(115,019)</u>
	<u>-</u>	<u>-</u>
(Increase) Decrease in Net Financial Assets (Debt)	<u><u>(2,742,750)</u></u>	<u><u>(2,316,030)</u></u>

School District No. 46 (Sunshine Coast)

Amended Annual Budget - Schedule of Changes in Accumulated Surplus (Deficit) by Fund
Year Ended June 30, 2018

	Operating Fund	Special Purpose Fund	Capital Fund	2018 Amended Annual Budget
	\$	\$	\$	\$
Accumulated Surplus (Deficit), beginning of year	2,966,212		7,526,972	10,493,184
Changes for the year				
Net Revenue (Expense) for the year	(1,578,191)		(457,452)	(2,035,643)
Net Changes for the year	(1,578,191)	-	(457,452)	(2,035,643)
Budgeted Accumulated Surplus (Deficit), end of year	1,388,021	-	7,069,520	8,457,541

School District No. 46 (Sunshine Coast)

Amended Annual Budget - Operating Revenue and Expense
Year Ended June 30, 2018

	2018 Amended Annual Budget	2017 Amended Annual Budget
	\$	\$
Revenues		
Provincial Grants		
Ministry of Education	36,872,119	36,154,665
Other	35,000	35,000
Tuition	78,408	78,408
Other Revenue	780,700	711,976
Rentals and Leases	30,000	55,000
Investment Income	80,000	90,000
Total Revenue	37,876,227	37,125,049
Expenses		
Instruction	31,088,758	30,918,928
District Administration	2,061,128	1,972,326
Operations and Maintenance	4,467,014	4,452,948
Transportation and Housing	1,837,518	1,500,920
Total Expense	39,454,418	38,845,122
Net Revenue (Expense)	(1,578,191)	(1,720,073)
Budgeted Prior Year Surplus Appropriation	1,578,191	1,720,073
Budgeted Surplus (Deficit), for the year	-	-

School District No. 46 (Sunshine Coast)

Amended Annual Budget - Schedule of Operating Revenue by Source
Year Ended June 30, 2018

	2018 Amended Annual Budget	2017 Amended Annual Budget
	\$	\$
Provincial Grants - Ministry of Education		
Operating Grant, Ministry of Education	35,762,423	35,110,063
Other Ministry of Education Grants		
Pay Equity	510,381	510,381
Funding for Graduated Adults	8,082	4,565
Transportation Supplement	380,465	380,465
Return of Administrative Savings	182,072	
Carbon Tax Grant	20,000	25,000
FSA Scorer	8,696	8,696
Supplemental Mid Year Enrollment		115,495
Total Provincial Grants - Ministry of Education	36,872,119	36,154,665
Provincial Grants - Other	35,000	35,000
Tuition		
International and Out of Province Students	78,408	78,408
Total Tuition	78,408	78,408
Other Revenues		
Other School District/Education Authorities	575,000	536,000
Miscellaneous		
Miscellaneous	205,700	175,976
Total Other Revenue	780,700	711,976
Rentals and Leases	30,000	55,000
Investment Income	80,000	90,000
Total Operating Revenue	37,876,227	37,125,049

School District No. 46 (Sunshine Coast)

Amended Annual Budget - Schedule of Operating Expense by Object
Year Ended June 30, 2018

	2018 Amended Annual Budget	2017 Amended Annual Budget
	\$	\$
Salaries		
Teachers	13,462,280	13,957,500
Principals and Vice Principals	2,105,257	1,920,000
Educational Assistants	3,146,264	2,895,648
Support Staff	3,792,263	3,946,851
Other Professionals	1,436,195	1,335,001
Substitutes	2,188,563	2,111,631
Total Salaries	26,130,822	26,166,631
Employee Benefits	6,511,255	6,235,036
Total Salaries and Benefits	32,642,077	32,401,667
Services and Supplies		
Services	666,337	739,058
Student Transportation	1,356,469	1,456,999
Professional Development and Travel	136,255	154,364
Rentals and Leases	40,200	40,200
Dues and Fees	56,500	54,500
Insurance	87,125	83,000
Supplies	3,764,969	3,219,831
Utilities	704,486	695,503
Total Services and Supplies	6,812,341	6,443,455
Total Operating Expense	39,454,418	38,845,122

School District No. 46 (Sunshine Coast)

Amended Annual Budget - Operating Expense by Function, Program and Object

Year Ended June 30, 2018

	Teachers Salaries	Principals and Vice Principals Salaries	Educational Assistants Salaries	Support Staff Salaries	Other Professionals Salaries	Substitutes Salaries	Total Salaries
	\$	\$	\$	\$	\$	\$	\$
1 Instruction							
1.02 Regular Instruction	10,779,742	319,777		662,481		1,960,663	13,722,663
1.03 Career Programs	168,264					80,000	248,264
1.07 Library Services	87,932			77,920			165,852
1.08 Counselling	326,800			125,931			452,731
1.10 Special Education	1,529,542	134,212	2,986,088	316,157	130,000	122,900	5,218,899
1.30 English Language Learning	129,200						129,200
1.31 Aboriginal Education	440,800	125,253	160,176				726,229
1.41 School Administration		1,526,015		433,458			1,959,473
1.62 International and Out of Province Students							-
1.64 Other				42,795			42,795
Total Function 1	13,462,280	2,105,257	3,146,264	1,658,742	130,000	2,163,563	22,666,106
4 District Administration							
4.11 Educational Administration					409,534		409,534
4.40 School District Governance					108,357		108,357
4.41 Business Administration				127,378	592,507	25,000	744,885
Total Function 4	-	-	-	127,378	1,110,398	25,000	1,262,776
5 Operations and Maintenance							
5.41 Operations and Maintenance Administration				46,155	162,104		208,259
5.50 Maintenance Operations				1,840,471	-		1,840,471
5.52 Maintenance of Grounds				119,517			119,517
5.56 Utilities							-
Total Function 5	-	-	-	2,006,143	162,104	-	2,168,247
7 Transportation and Housing							
7.41 Transportation and Housing Administration					22,218		22,218
7.70 Student Transportation					11,475		11,475
Total Function 7	-	-	-	-	33,693	-	33,693
9 Debt Services							
Total Function 9	-	-	-	-	-	-	-
Total Functions 1 - 9	13,462,280	2,105,257	3,146,264	3,792,263	1,436,195	2,188,563	26,130,822

School District No. 46 (Sunshine Coast)

Amended Annual Budget - Operating Expense by Function, Program and Object
Year Ended June 30, 2018

	Total Salaries	Employee Benefits	Total Salaries and Benefits	Services and Supplies	2018 Amended Annual Budget	2017 Amended Annual Budget
	\$	\$	\$	\$	\$	\$
1 Instruction						
1.02 Regular Instruction	13,722,663	3,018,343	16,741,006	2,091,080	18,832,086	18,015,426
1.03 Career Programs	248,264	43,749	292,013	20,750	312,763	241,000
1.07 Library Services	165,852	44,680	210,532	55,130	265,662	478,512
1.08 Counselling	452,731	120,228	572,959	500	573,459	661,136
1.10 Special Education	5,218,899	1,550,292	6,769,191	220,413	6,989,604	7,423,470
1.30 English Language Learning	129,200	33,592	162,792	106,008	268,800	256,038
1.31 Aboriginal Education	726,229	192,444	918,673	265,738	1,184,411	1,324,061
1.41 School Administration	1,959,473	451,395	2,410,868	78,295	2,489,163	2,311,692
1.62 International and Out of Province Students	-	-	-	29,747	29,747	66,558
1.64 Other	42,795	11,983	54,778	88,285	143,063	141,035
Total Function 1	22,666,106	5,466,706	28,132,812	2,955,946	31,088,758	30,918,928
4 District Administration						
4.11 Educational Administration	409,534	98,492	508,026	18,000	526,026	495,705
4.40 School District Governance	108,357	1,084	109,441	87,000	196,441	189,293
4.41 Business Administration	744,885	193,726	938,611	400,050	1,338,661	1,287,328
Total Function 4	1,262,776	293,302	1,556,078	505,050	2,061,128	1,972,326
5 Operations and Maintenance						
5.41 Operations and Maintenance Administration	208,259	53,424	261,683	85,000	346,683	306,184
5.50 Maintenance Operations	1,840,471	656,146	2,496,617	716,246	3,212,863	3,322,958
5.52 Maintenance of Grounds	119,517	33,465	152,982	50,000	202,982	128,303
5.56 Utilities	-	-	-	704,486	704,486	695,503
Total Function 5	2,168,247	743,035	2,911,282	1,555,732	4,467,014	4,452,948
7 Transportation and Housing						
7.41 Transportation and Housing Administration	22,218	4,999	27,217	-	27,217	27,060
7.70 Student Transportation	11,475	3,213	14,688	1,795,613	1,810,301	1,473,860
Total Function 7	33,693	8,212	41,905	1,795,613	1,837,518	1,500,920
9 Debt Services						
Total Function 9	-	-	-	-	-	-
Total Functions 1 - 9	26,130,822	6,511,255	32,642,077	6,812,341	39,454,418	38,845,122

School District No. 46 (Sunshine Coast)

Amended Annual Budget - Special Purpose Revenue and Expense
Year Ended June 30, 2018

	<u>2018 Amended Annual Budget</u>	<u>2017 Amended Annual Budget</u>
	\$	\$
Revenues		
Provincial Grants		
Ministry of Education	4,175,140	1,718,659
Other Revenue	1,060,000	820,000
Investment Income	7,000	6,000
Total Revenue	<u>5,242,140</u>	<u>2,544,659</u>
Expenses		
Instruction	5,045,552	2,331,337
District Administration	196,588	213,322
Total Expense	<u>5,242,140</u>	<u>2,544,659</u>
Budgeted Surplus (Deficit), for the year	<u>-</u>	<u>-</u>

School District No. 46 (Sunshine Coast)

Amended Annual Budget - Changes in Special Purpose Funds

Year Ended June 30, 2018

	Annual Facility Grant	Learning Improvement Fund	Special Education Equipment	Scholarships and Bursaries	School Generated Funds	Strong Start	Ready, Set, Learn	OLEP	CommunityLINK
	\$	\$	\$	\$	\$	\$	\$	\$	\$
Deferred Revenue, beginning of year	22,367		20,989	519,565	575,283			15,230	
Add: Restricted Grants									
Provincial Grants - Ministry of Education	196,588	142,174				192,000	22,050	5	493,656
Other				70,000	900,000				
Investment Income				7,000					
	196,588	142,174	-	77,000	900,000	192,000	22,050	5	493,656
Less: Allocated to Revenue Recovered	196,588	142,174	-	77,000	900,000	192,000	22,050	5	493,656
Deferred Revenue, end of year	22,367	-	20,989	519,565	575,283	-	-	15,230	-
Revenues									
Provincial Grants - Ministry of Education	196,588	142,174				192,000	22,050	5	493,656
Other Revenue				70,000	900,000				
Investment Income				7,000					
	196,588	142,174	-	77,000	900,000	192,000	22,050	5	493,656
Expenses									
Salaries									
Teachers									-
Principals and Vice Principals									71,000
Educational Assistants									125,000
Support Staff	82,000	112,000				118,000			
	82,000	112,000	-	-	-	118,000	-	-	196,000
Employee Benefits	22,000	30,174				44,000			62,656
Services and Supplies	92,588			77,000	900,000	30,000	22,050	5	235,000
	196,588	142,174	-	77,000	900,000	192,000	22,050	5	493,656
Net Revenue (Expense)	-	-	-	-	-	-	-	-	-

School District No. 46 (Sunshine Coast)

Amended Annual Budget - Changes in Special Purpose Funds

Year Ended June 30, 2018

	Coding and Curriculum Implementation	Classroom Enhancement Fund - Overhead	Classroom Enhancement Fund - Staffing	Other	TOTAL
	\$	\$	\$	\$	\$
Deferred Revenue, beginning of year	23,464			105,440	1,282,338
Add: Restricted Grants					
Provincial Grants - Ministry of Education		318,834	2,809,833		4,175,140
Other				90,000	1,060,000
Investment Income					7,000
	-	318,834	2,809,833	90,000	5,242,140
Less: Allocated to Revenue	-	318,834	2,809,833	90,000	5,242,140
Recovered					-
Deferred Revenue, end of year	23,464	-	-	105,440	1,282,338
Revenues					
Provincial Grants - Ministry of Education		318,834	2,809,833		4,175,140
Other Revenue				90,000	1,060,000
Investment Income					7,000
	-	318,834	2,809,833	90,000	5,242,140
Expenses					
Salaries					
Teachers			2,230,026		2,230,026
Principals and Vice Principals					71,000
Educational Assistants					125,000
Support Staff		201,523			513,523
	-	201,523	2,230,026	-	2,939,549
Employee Benefits		117,311	579,807		855,948
Services and Supplies				90,000	1,446,643
	-	318,834	2,809,833	90,000	5,242,140
Net Revenue (Expense)	-	-	-	-	-

School District No. 46 (Sunshine Coast)

Amended Annual Budget - Capital Revenue and Expense

Year Ended June 30, 2018

	2018 Amended Annual Budget			2017 Amended Annual Budget
	Invested in Tangible Capital Assets	Local Capital	Fund Balance	
	\$	\$	\$	\$
Revenues				
Amortization of Deferred Capital Revenue	1,635,441		1,635,441	1,604,043
Total Revenue	1,635,441	-	1,635,441	1,604,043
Expenses				
Amortization of Tangible Capital Assets				
Operations and Maintenance	2,014,116		2,014,116	1,991,096
Transportation and Housing	78,777		78,777	93,885
Total Expense	2,092,893	-	2,092,893	2,084,981
Net Revenue (Expense)	(457,452)	-	(457,452)	(480,938)
Net Transfers (to) from other funds				
Total Net Transfers	-	-	-	-
Other Adjustments to Fund Balances				
Total Other Adjustments to Fund Balances	-	-	-	
Budgeted Surplus (Deficit), for the year	(457,452)	-	(457,452)	(480,938)