

SCHOOL DISTRICT AUDITED FINANCIAL STATEMENTS FISCAL YEAR 2008/2009

SCHOOL DISTRICT NUMBER 46	NAME OF SCHOOL DISTRICT Sunshine Coast	YEAR 2008/2009
OFFICE LOCATION 494 South Fletcher, Box 220		TELEPHONE NUMBER 604-886-8811
CITY/PROVINCE Gibsons, B.C.		POSTAL CODE V0N-1V0
WEBSITE ADDRESS sd46.bc.ca		
NAME OF SUPERINTENDENT Deborah Palmer		NAME OF SECRETARY-TREASURER Diane Ready

DECLARATION AND SIGNATURES

SCHOOL DISTRICT MANAGEMENT'S RESPONSIBILITY FOR FINANCIAL REPORTING

The financial statements and supporting schedules of The Board of Education of School District No. 46 (Sunshine Coast) ("the Board") have been prepared by school district management which has responsibility for their preparation, integrity and objectivity. The financial statements and schedules, including notes, have been prepared in accordance with Canadian generally accepted accounting principles for not-for-profit organizations.

In fulfilling its reporting responsibilities, management has maintained internal control systems and procedures designed to provide reasonable assurance that the school district's assets are safeguarded, that transactions are executed in accordance with appropriate authorization and that the accounting records may be relied upon to properly reflect the school district's transactions. The effectiveness of the control systems is supported by the selection and training of qualified personnel, an organizational structure that provides an appropriate division of responsibility and a strong budgetary system of control.

The Board's Responsibility

The ultimate responsibility for the financial statements lies with the Board. The Board has reviewed and approved the financial statements.




External Auditors

The Board appoints external auditors to audit the financial statements. The external auditors have full and free access to school district records, and present their report to the Board.

Declaration of Management and Board Chairperson

To the best of our knowledge and belief, these financial statements and supporting schedules reflect, in all material respects, the financial position, revenue and expense, changes in fund balances, and cash flows for the year in accordance with Canadian generally accepted accounting principles for not-for-profit organizations.

We, the undersigned, certify that the attached is a correct and true copy of the Audited Financial Statements of School District No. 46 (Sunshine Coast) for the year ended June 30, 2009.

SIGNATURE OF CHAIRPERSON OF THE BOARD OF EDUCATION 	DATE SIGNED Sept 30/09
SIGNATURE OF SUPERINTENDENT 	DATE SIGNED Sept 30/09
SIGNATURE OF SECRETARY-TREASURER 	DATE SIGNED Sept 30/09

**SCHOOL DISTRICT No. 46 (SUNSHINE COAST)
2008/2009 AUDITED FINANCIAL STATEMENTS**

TABLE OF CONTENTS

AUDITORS' REPORT

FINANCIAL STATEMENTS

Statement of Financial Position	Statement 1
Statement of Revenue and Expense	Statement 2
Statement of Changes in Fund Balances	Statement 3
Statement of Cash Flows	Statement 4.1
Statement of Cash Flows	Statement 4.2

NOTES TO FINANCIAL STATEMENTS

SCHEDULES

Operating Fund

Surplus (Deficit)	Schedule A1
Comparative Schedule of Revenue by Source	Schedule A2
Comparative Schedule of Expense by Object	Schedule A3
Expense by Function, Program and Object	Schedule A4.1
Expense by Function, Program and Object	Schedule A4.2
Changes in Deferred Contributions	Schedule A5

Special Purpose Funds

Summary of Changes	Schedule B1
Changes in Ministry of Education Designated Special Purpose Funds	Schedule B2
Changes in Other Special Purpose Funds	Schedule B3

Capital Fund

Capital Assets	Schedule C1
Capital Assets - Work In Progress	Schedule C2
Deferred Capital Contributions	Schedule C3
Changes in Deferred Contributions	Schedule C4
Changes in Fund Balances	Schedule C5



Michael P. Doherty, BSc, CA Ian S. Kennedy, BA, CA, CPA (Illinois)
H. Jon Milligan, BCom, CA Chris D. Browne, BCom, CA, CPA (Illinois)
Jeff Duguid, BSc, BCom, CA Marielle J. Brulé, CA
Don E. Jones, CA Peter MacIntosh, BA, CA

AUDITORS' REPORT

To the members of the Board of Education of School District No. 46 (Sunshine Coast):

We have audited the statement of financial position of *School District No. 46 (Sunshine Coast)*, as at June 30, 2009, and the statements of revenue and expense, changes in fund balances, cash flows, and the accompanying schedules for the year then ended. These financial statements are the responsibility of the School District's management. Our responsibility is to express an opinion on these financial statements based on our audit.

We conducted our audit in accordance with Canadian generally accepted auditing standards. Those standards require that we plan and perform an audit to obtain reasonable assurance whether the financial statements are free from material misstatement. An audit includes examining, on a test basis, evidence supporting the amounts and disclosures in the financial statements. An audit also includes assessing the accounting principles used and significant estimates made by management, as well as evaluating the overall financial statement presentation.

In our opinion, these financial statements present fairly, in all material respects, the financial position of *School District No. 46 (Sunshine Coast)* as at June 30, 2009, and the results of its operations for the year then ended in accordance with Canadian generally accepted accounting principles.

Penticton, British Columbia
August 21, 2009


CHARTERED ACCOUNTANTS

SCHOOL DISTRICT No. 46 (SUNSHINE COAST)
STATEMENT OF FINANCIAL POSITION
AS AT JUNE 30, 2009

Statement 1

	OPERATING FUND	SPECIAL PURPOSE FUNDS	CAPITAL FUND	TOTAL 2009	TOTAL 2008
ASSETS					
Current Assets					
Cash and Cash Equivalents	\$ 7,089,224	\$ 430,256		\$ 7,519,480	\$ 9,061,152
Accounts Receivable					
Due from Province - Ministry of Education	4,543			4,543	4,059
Due from Province - Other				0	2,693
Other Receivables (Note 3)	293,658			293,658	217,549
Interfund Loans		1,113,105	81,676		
	<u>7,387,425</u>	<u>1,543,361</u>	<u>81,676</u>	<u>7,817,681</u>	<u>9,285,453</u>
Capital Assets - Net (Note 4)			38,076,881	38,076,881	38,077,384
TOTAL ASSETS	\$ 7,387,425	\$ 1,543,361	\$ 38,158,557	\$ 45,894,562	\$ 47,362,837
LIABILITIES AND FUND BALANCES					
Current Liabilities					
Accounts Payable and Accrued Liabilities					
Other	2,322,329			2,322,329	2,345,873
Interfund Loans	1,194,781				
	<u>3,517,110</u>	<u>0</u>	<u>0</u>	<u>2,322,329</u>	<u>2,345,873</u>
Deferred Revenue	19,945			19,945	4,330
Deferred Contributions					
Ministry of Education (Note 9)	66,175	592,056	81,676	739,907	1,139,056
Other (Note 9)	13,577	701,305		714,882	742,678
Accrued Employee Future Benefits (Note 5)	1,976,691			1,976,691	1,839,347
Deferred Capital Contributions			28,573,933	28,573,933	28,896,594
Other Long Term Liabilities				0	488,087
TOTAL LIABILITIES	5,593,498	1,293,361	28,655,609	34,347,687	35,455,965
Fund Balances					
Invested in Capital Assets			9,502,948	9,502,948	9,180,790
Endowment (Note 10)		250,000		250,000	250,000
Internally Restricted (Note 8)	1,527,403			1,527,403	1,857,095
Unrestricted (Note 8)	1,091,937			1,091,937	1,528,543
Unfunded Accrued Employee Future Benefits (Note 7)	-825,413			-825,413	-909,556
TOTAL FUND BALANCES	1,793,927	250,000	9,502,948	11,546,875	11,906,872
TOTAL LIABILITIES AND FUND BALANCES	\$ 7,387,425	\$ 1,543,361	\$ 38,158,557	\$ 45,894,562	\$ 47,362,837

**SCHOOL DISTRICT No. 46 (SUNSHINE COAST)
STATEMENT OF REVENUE AND EXPENSE
YEAR ENDED JUNE 30, 2009**

Statement 2

	OPERATING	SPECIAL	CAPITAL	TOTAL	TOTAL
	FUND	PURPOSE FUNDS	FUND	2009	2008
REVENUE					
Provincial Grants - Ministry of Education	\$ 34,848,771	\$ 1,264,441		\$ 36,113,212	\$ 36,194,462
Provincial Grants - Other	80,246			80,246	
Other Revenue	453,357	986,503		1,439,860	1,460,376
Rentals and Leases	41,325			41,325	35,003
Investment Income	154,428			154,428	319,236
Amortization of Deferred Capital Contributions			1,257,043	1,257,043	1,265,921
	<u>35,578,127</u>	<u>2,250,944</u>	<u>1,257,043</u>	<u>39,086,114</u>	<u>39,274,998</u>
EXPENSE					
Salaries					
Teachers	14,208,798			14,208,798	13,928,689
Principals and Vice Principals	1,993,380			1,993,380	1,910,858
Educational Assistants	2,337,338			2,337,338	2,179,613
Support Staff	3,889,406	165,096		4,054,502	4,155,532
Other Professionals	991,655			991,655	949,507
Substitutes	1,987,471			1,987,471	1,991,545
	<u>25,408,048</u>	<u>165,096</u>	<u>0</u>	<u>25,573,144</u>	<u>25,115,744</u>
Employee Benefits	5,518,132	42,980		5,561,112	5,354,274
Services and Supplies	5,068,418	1,603,103		6,671,521	6,672,275
Amortization of Capital Assets			1,640,334	1,640,334	1,563,344
	<u>35,994,598</u>	<u>1,811,179</u>	<u>1,640,334</u>	<u>39,446,111</u>	<u>38,705,637</u>
NET REVENUE (EXPENSE)	\$ (418,471)	\$ 439,765	\$ (383,291)	\$ (359,997)	\$ 569,361

**SCHOOL DISTRICT No. 46 (SUNSHINE COAST)
STATEMENT OF CHANGES IN FUND BALANCES
YEAR ENDED JUNE 30, 2009**

Statement 3

	OPERATING FUND	SPECIAL PURPOSE FUNDS	CAPITAL FUND	TOTAL 2009	TOTAL 2008
FUND BALANCES, BEGINNING OF YEAR	\$ 2,476,082	\$ 250,000	\$ 9,180,790	\$ 11,906,872	\$ 11,337,511
Changes for the Year					
Net Revenue (Expense) for the Year	-416,471	439,765	-383,291	-359,997	569,361
Interfund Transfers					
Capital Assets Purchased (Note 11)	-265,684	-439,765	705,449	0	
Net Changes for the Year	<u>-682,155</u>	<u>0</u>	<u>322,158</u>	<u>-359,997</u>	<u>569,361</u>
FUND BALANCES, END OF YEAR	<u>\$ 1,793,927</u>	<u>\$ 250,000</u>	<u>\$ 9,502,948</u>	<u>\$ 11,546,875</u>	<u>\$ 11,906,872</u>

**SCHOOL DISTRICT No. 46 (SUNSHINE COAST)
STATEMENT OF CASH FLOWS
YEAR ENDED JUNE 30, 2009**

Statement 4.1

	OPERATING FUND	SPECIAL PURPOSE FUNDS	CAPITAL FUND	TOTAL 2009	TOTAL 2008
CASH PROVIDED BY (USED FOR)					
OPERATIONS					
Net Revenue (Expense) for the Year	\$ (416,471)	\$ 439,765	\$ (383,291)	\$ (359,997)	\$ 569,361
Changes in Non-Cash Working Capital					
Decrease (Increase)					
Accounts Receivable	-73,900			-73,900	58,655
Interfund Loans	1,178,723	-1,113,105	-65,618	0	
Increase (Decrease)					
Accounts Payable/Accrued Liabilities	-23,544			-23,544	728,170
Deferred Revenue	15,615			15,615	4,330
Deferred Contributions	-16,918	-475,645		-492,563	-361,842
Accrued Employee Future Benefits	137,344			137,344	114,882
Other Long Term Liabilities	-488,087			-488,087	54,637
Items Not Involving Cash					
Amortization of Capital Assets			1,640,334	1,640,334	1,563,344
Amortization of Deferred Capital Contributions			-1,257,043	-1,257,043	-1,265,921
Interfund Transfers	-265,684	-439,765	705,449	0	
	<u>47,078</u>	<u>-1,588,750</u>	<u>639,831</u>	<u>-901,841</u>	<u>1,465,616</u>
FINANCING					
Deferred Contributions Received - Capital			1,000,000	1,000,000	
	<u>0</u>	<u>0</u>	<u>1,000,000</u>	<u>1,000,000</u>	<u>0</u>
INVESTING					
Capital Assets Purchased - Operating			-265,684	-265,684	-422,634
Capital Assets Purchased - Special Purpose			-439,765	-439,765	-384,648
Capital Assets Purchased - Deferred Contributions - Capital			-934,382	-934,382	
	<u>0</u>	<u>0</u>	<u>-1,639,831</u>	<u>-1,639,831</u>	<u>-807,282</u>
NET INCREASE (DECREASE) IN CASH	<u>\$ 47,078</u>	<u>\$ (1,588,750)</u>	<u>\$ 0</u>	<u>\$ (1,541,672)</u>	<u>\$ 658,334</u>

**SCHOOL DISTRICT No. 46 (SUNSHINE COAST)
STATEMENT OF CASH FLOWS
YEAR ENDED JUNE 30, 2009**

Statement 4.2

	OPERATING FUND	SPECIAL PURPOSE FUNDS	CAPITAL FUND	TOTAL 2009	TOTAL 2008
NET INCREASE (DECREASE) IN CASH	\$ 47,078	\$ (1,588,750)	\$ 0	\$ (1,541,672)	\$ 658,334
Net Cash, Beginning of Year	7,042,146	2,019,006		9,061,152	8,402,818
NET CASH, END OF YEAR	\$ 7,089,224	\$ 430,256	\$ 0	\$ 7,519,480	\$ 9,061,152
Cash	\$ 7,089,224	\$ 430,256	\$ 0	\$ 7,519,480	\$ 9,061,152
NET CASH, END OF YEAR	\$ 7,089,224	\$ 430,256	\$ 0	\$ 7,519,480	\$ 9,061,152

**SCHOOL DISTRICT No. 46 (SUNSHINE COAST)
OPERATING FUND
SURPLUS (DEFICIT)
YEAR ENDED JUNE 30, 2009**

Schedule A1

	2009 ACTUAL	2009 AMENDED ANNUAL BUDGET	2008 ACTUAL
REVENUE			
Provincial Grants - Ministry of Education	\$ 34,848,771	\$ 34,593,497	\$ 35,021,361
Provincial Grants - Other	80,246		
Other Revenue	453,357	454,263	416,491
Rentals and Leases	41,325	35,000	35,003
Investment Income	154,428	275,000	319,236
	<u>35,578,127</u>	<u>35,357,760</u>	<u>35,792,091</u>
EXPENSE			
Salaries			
Teachers	14,208,798	14,530,725	13,928,689
Principals and Vice Principals	1,993,380	1,893,168	1,910,858
Educational Assistants	2,337,338	2,602,693	2,179,613
Support Staff	3,889,406	3,839,539	3,897,896
Other Professionals	991,655	960,059	949,507
Substitutes	1,987,471	2,054,685	1,991,545
	<u>25,408,048</u>	<u>25,880,869</u>	<u>24,858,108</u>
Employee Benefits	5,518,132	5,408,948	5,294,679
Services and Supplies	5,068,418	6,098,464	5,157,168
	<u>35,994,598</u>	<u>37,388,281</u>	<u>35,309,955</u>
NET REVENUE (EXPENSE), FOR THE YEAR	-416,471	-2,030,521	482,136
INTERFUND TRANSFERS			
Capital Assets Purchased	-265,684		-422,634
OTHER ADJUSTMENTS TO OPERATING FUND BALANCE			
Reduced Unfunded Employee Future Benefits	-84,143		-117,932
BUDGETED ALLOCATION (RETIREMENT) OF SURPLUS (DEFICIT)		2,030,521	
SURPLUS (DEFICIT), FOR THE YEAR	-766,298	\$ 0	-58,430
SURPLUS (DEFICIT), BEGINNING OF YEAR	3,385,638		3,444,068
SURPLUS (DEFICIT), END OF YEAR			
(Section 156 (12) of School Act)	<u>\$ 2,619,340</u>		<u>\$ 3,385,638</u>
SURPLUS (DEFICIT), END OF YEAR			
Internally Restricted	1,527,403		
Unrestricted	1,091,937		
	<u>\$ 2,619,340</u>		

SCHOOL DISTRICT No. 46 (SUNSHINE COAST)
OPERATING FUND
COMPARATIVE SCHEDULE OF REVENUE BY SOURCE
YEAR ENDED JUNE 30, 2009

Schedule A2

	2009 ACTUAL	2009 AMENDED ANNUAL BUDGET	2008 ACTUAL
PROVINCIAL GRANTS - MINISTRY OF EDUCATION			
Operating Grant, Ministry of Education	\$ 33,451,202	\$ 33,150,022	\$ 33,504,603
Other Ministry of Education Grants			
FSA Scorer Funds	7,200		0
Pay Equity	510,381	510,381	510,381
Literacy Innovation	64,736	83,093	43,591
Community Link	483,623	483,623	461,999
Strong Start	110,000	110,000	100,000
Ready Set Learn	25,000	25,000	25,000
Early Learning Grant			125,711
Labour Market Adjustment	177,400	216,236	216,236
French	15,142	15,142	26,220
Carbon Tax Reimbursement	3,198		0
Other			7,620
Education Guarantee	889		
	<u>34,848,771</u>	<u>34,593,497</u>	<u>35,021,361</u>
PROVINCIAL GRANTS - OTHER	<u>80,246</u>	<u>0</u>	
FEDERAL GRANTS			
OTHER REVENUE			
Other School District/Education Authorities	347,765	347,653	284,396
Offshore Tuition Fees	63,830	100,000	122,353
Miscellaneous			
CVUE Radio			4,000
Other	41,762	6,610	5,742
	<u>453,357</u>	<u>454,263</u>	<u>416,491</u>
RENTALS AND LEASES	<u>41,325</u>	<u>35,000</u>	<u>35,003</u>
INVESTMENT INCOME	<u>154,428</u>	<u>275,000</u>	<u>319,236</u>
TOTAL OPERATING REVENUE	<u>\$ 35,578,127</u>	<u>\$ 35,357,760</u>	<u>\$ 35,792,091</u>

**SCHOOL DISTRICT No. 46 (SUNSHINE COAST)
OPERATING FUND
COMPARATIVE SCHEDULE OF EXPENSE BY OBJECT
YEAR ENDED JUNE 30, 2009**

Schedule A3

	2009		
	2009 ACTUAL	AMENDED ANNUAL BUDGET	2008 ACTUAL
SALARIES			
Teachers	\$ 14,208,798	\$ 14,530,725	\$ 13,928,689
Principals and Vice Principals	1,993,380	1,893,168	1,910,858
Educational Assistants	2,337,338	2,602,693	2,179,613
Support Staff	3,889,406	3,839,539	3,897,896
Other Professionals	991,655	960,059	949,507
Substitutes	1,987,471	2,054,685	1,991,545
	<u>25,408,048</u>	<u>25,880,869</u>	<u>24,858,108</u>
EMPLOYEE BENEFITS	5,518,132	5,408,948	5,294,679
TOTAL SALARIES AND BENEFITS	<u>30,926,180</u>	<u>31,289,817</u>	<u>30,152,787</u>
SERVICES AND SUPPLIES			
Services	841,577	873,553	764,464
Student Transportation	1,029,090	1,023,750	1,014,165
Professional Development and Travel	128,418	111,700	105,691
Rentals and Leases	66,934	83,000	71,535
Dues and Fees	47,736	42,500	54,614
Insurance	64,877	62,500	60,083
Supplies	2,127,060	3,166,461	2,358,851
Utilities	762,726	735,000	727,765
TOTAL SERVICES AND SUPPLIES	<u>5,068,418</u>	<u>6,098,464</u>	<u>5,157,168</u>
TOTAL OPERATING EXPENSE	<u>\$ 35,994,598</u>	<u>\$ 37,388,281</u>	<u>\$ 35,309,955</u>

SCHOOL DISTRICT No. 46 (SUNSHINE COAST)
OPERATING FUND
EXPENSE BY FUNCTION, PROGRAM AND OBJECT
YEAR ENDED JUNE 30, 2009

Schedule A4.1

	TEACHERS SALARIES	PRINCIPALS & VICE PRINCIPALS SALARIES	EDUCATIONAL ASSISTANTS SALARIES	SUPPORT STAFF SALARIES	OTHER PROFESSIONALS SALARIES	SUBSTITUTES SALARIES	TOTAL SALARIES
1 INSTRUCTION							
1.02 Regular Instruction	\$ 10,855,264	\$ 241,013	\$ 8,436	\$ 548,251		\$ 1,928,646	\$ 13,581,610
1.03 Career Programs	160,730						160,730
1.07 Library Services	288,242			109,410			397,652
1.08 Counselling	311,372			111,118			422,490
1.10 Special Education	2,155,710	418,633	2,328,902	233,185	22,703	55,341	5,214,474
1.30 English as a Second Language	39,448						39,448
1.31 Aboriginal Education	318,531	88,326					406,857
1.41 School Administration		1,233,025		481,773	14,338		1,729,136
1.62 Off Shore Students		12,383					12,383
1.64 Other	79,501			22,002			101,503
Total Function 1	14,208,798	1,993,380	2,337,338	1,505,739	37,041	1,983,987	22,066,283
4 DISTRICT ADMINISTRATION							
4.11 Educational Administration				10,385	336,005		346,390
4.40 School District Governance					81,832		81,832
4.41 Business Administration				130,005	417,122		547,127
Total Function 4				140,390	834,959		975,349
5 OPERATIONS AND MAINTENANCE							
5.41 Operations and Maintenance Administration				42,024	96,665	20	138,709
5.50 Maintenance Operations				2,046,538			2,046,538
5.52 Maintenance of Grounds				136,598			136,598
Total Function 5				2,225,160	96,665	20	2,321,845
7 TRANSPORTATION AND HOUSING							
7.41 Transportation and Housing Administration					22,990		22,990
7.70 Student Transportation				18,117		3,464	21,581
Total Function 7				18,117	22,990	3,464	44,571
9 DEBT SERVICES (OPERATING)							
Total Function 9							
TOTAL FUNCTIONS 1 - 9	\$ 14,208,798	\$ 1,993,380	\$ 2,337,338	\$ 3,889,406	\$ 991,655	\$ 1,987,471	\$ 25,408,048

SCHOOL DISTRICT No. 46 (SUNSHINE COAST)
OPERATING FUND
EXPENSE BY FUNCTION, PROGRAM AND OBJECT
YEAR ENDED JUNE 30, 2009

Schedule A4.2

	TOTAL SALARIES	EMPLOYEE BENEFITS	TOTAL SALARIES AND BENEFITS	SERVICES AND SUPPLIES	2009 ACTUAL	2009 AMENDED ANNUAL BUDGET	2008 ACTUAL
1 INSTRUCTION							
1.02 Regular Instruction	\$ 13,581,610	\$ 2,592,538	\$ 16,174,148	\$ 1,139,323	\$ 17,313,471	\$ 18,542,369	\$ 17,374,547
1.03 Career Programs	160,730	38,169	198,899	701	199,600	200,382	211,045
1.07 Library Services	397,652	104,046	501,698	51,977	553,675	614,635	596,130
1.08 Counselling	422,490	92,279	514,769	772	515,541	556,841	501,974
1.10 Special Education	5,214,474	1,300,204	6,514,678	272,019	6,786,697	6,897,342	6,168,792
1.30 English as a Second Language	39,448	10,322	49,770	10,483	60,253	177,003	55,016
1.31 Aboriginal Education	406,857	89,788	496,655	114,991	611,646	709,638	483,528
1.41 School Administration	1,729,136	393,599	2,122,735	140,116	2,262,851	2,222,441	2,250,954
1.62 Off Shore Students	12,383	2,416	14,799	1,861	16,660	19,861	58,017
1.64 Other	101,503	19,409	120,912	272,588	393,500	374,597	416,800
Total Function 1	22,066,283	4,642,780	26,709,063	2,004,831	28,713,894	30,315,109	28,116,803
4 DISTRICT ADMINISTRATION							
4.11 Educational Administration	346,390	73,607	419,997	21,495	441,492	438,684	391,321
4.40 School District Governance	81,832	986	82,818	120,082	202,900	188,500	186,034
4.41 Business Administration	547,127	114,771	661,898	239,789	901,687	973,901	930,712
Total Function 4	975,349	189,364	1,164,713	381,366	1,546,079	1,601,085	1,508,067
5 OPERATIONS AND MAINTENANCE							
5.41 Operations and Maintenance Administration	138,709	28,543	167,252	78,481	245,733	212,234	213,497
5.50 Maintenance Operations	2,046,538	610,240	2,656,778	761,661	3,418,439	3,238,220	3,487,007
5.52 Maintenance of Grounds	136,598	36,151	172,749	51,501	224,250	219,348	195,880
5.56 Utilities				762,726	762,726	735,000	727,766
Total Function 5	2,321,845	674,934	2,996,779	1,654,369	4,651,148	4,404,802	4,624,150
7 TRANSPORTATION AND HOUSING							
7.41 Transportation and Housing Administration	22,990	4,886	27,876		27,876	20,181	20,022
7.70 Student Transportation	21,581	6,168	27,749	1,027,852	1,055,601	1,047,104	1,040,913
Total Function 7	44,571	11,054	55,625	1,027,852	1,083,477	1,067,285	1,060,935
9 DEBT SERVICES (OPERATING)							
Total Function 9							
TOTAL FUNCTIONS 1 - 9	\$ 25,408,048	\$ 5,518,132	\$ 30,926,180	\$ 5,068,418	\$ 35,994,598	\$ 37,388,281	\$ 35,309,955

SCHOOL DISTRICT No. 46 (SUNSHINE COAST)
OPERATING FUND
CHANGES IN DEFERRED CONTRIBUTIONS
YEAR ENDED JUNE 30, 2009

Schedule A5

BALANCE, BEGINNING OF YEAR	\$	96,670
Changes for the Year		
Increase:		0
Decrease:		
Allocated to Revenue		16,918
Provincial Grants - Ministry of Education		16,918
Net Changes for the Year		-16,918
BALANCE, END OF YEAR	\$	79,752

SCHOOL DISTRICT No. 46 (SUNSHINE COAST)
 SPECIAL PURPOSE FUNDS
 SUMMARY OF CHANGES
 YEAR ENDED JUNE 30, 2009

Schedule B1

	MINISTRY OF EDUCATION DESIGNATED	OTHER	SCHOOL GENERATED FUNDS	RELATED ENTITIES	TOTAL
DEFERRED CONTRIBUTIONS					
DEFERRED CONTRIBUTIONS, BEGINNING OF YEAR	\$ 1,039,905	\$ 307,879	\$ 421,222		\$ 1,769,006
Add: Contributions Received					
Provincial Grants - Ministry of Education	803,249				803,249
Provincial Grants - Other		18,000			18,000
Other		202,088	730,778		932,866
Investment Income	13,343	7,841			21,184
	816,592	227,929	730,778	0	1,775,299
Less: Allocated to Revenue	1,264,441	264,759	721,744		2,250,944
DEFERRED CONTRIBUTIONS, END OF YEAR	\$ 592,056	\$ 271,049	\$ 430,258	\$ 0	\$ 1,293,361
REVENUE AND EXPENSE					
REVENUE					
Provincial Grants - Ministry of Education	\$ 1,264,441				\$ 1,264,441
Other Revenue		264,759	721,744		986,503
	1,264,441	264,759	721,744	0	2,250,944
EXPENSE					
Salaries					
Support Staff	165,096				165,096
	165,096	0	0	0	165,096
Employee Benefits	42,980				42,980
Services and Supplies	616,600	264,759	721,744		1,603,103
	824,676	264,759	721,744	0	1,811,179
NET REVENUE (EXPENSE) BEFORE INTERFUND TRANSFERS	439,765	0	0	0	439,765
INTERFUND TRANSFERS					
Capital Assets Purchased	-439,765				-439,765
	-439,765	0	0	0	-439,765
NET REVENUE (EXPENSE)	\$ 0	\$ 0	\$ 0	\$ 0	\$ 0

SCHOOL DISTRICT No. 46 (SUNSHINE COAST)
 SPECIAL PURPOSE FUNDS
 CHANGES IN MINISTRY OF EDUCATION DESIGNATED SPECIAL PURPOSE FUNDS
 YEAR ENDED JUNE 30, 2009

Schedule B2

	207 Annual Facility Grant	231 Aboriginal Education Technology	250 Special Education Equipment	TOTAL
DEFERRED CONTRIBUTIONS				
DEFERRED CONTRIBUTIONS, BEGINNING OF YEAR	\$ 1,009,914	\$ 10,469	\$ 19,522	\$ 1,039,905
Add: Contributions Received				
Provincial Grants - Ministry of Education	787,002		16,247	803,249
Investment Income	13,343			13,343
	800,345	0	16,247	816,592
Less: Allocated to Revenue	1,263,886	351	204	1,264,441
DEFERRED CONTRIBUTIONS, END OF YEAR	\$ 546,373	\$ 10,118	\$ 35,865	\$ 592,056
REVENUE AND EXPENSE				
	<i>383</i>	<i>302</i>	<i>328</i>	
REVENUE				
Provincial Grants - Ministry of Education	\$ 1,263,886	\$ 351	\$ 204	\$ 1,264,441
	1,263,886	351	204	1,264,441
EXPENSE				
Salaries				
Support Staff	165,096			165,096
	165,096	0	0	165,096
Employee Benefits	42,980			42,980
Services and Supplies	616,045	351	204	616,600
	824,121	351	204	824,676
NET REVENUE (EXPENSE) BEFORE INTERFUND TRANSFERS	439,765	0	0	439,765
INTERFUND TRANSFERS				
Capital Assets Purchased	-439,765			-439,765
	-439,765	0	0	-439,765
NET REVENUE (EXPENSE)	\$ 0	\$ 0	\$ 0	\$ 0

SCHOOL DISTRICT No. 46 (SUNSHINE COAST)
SPECIAL PURPOSE FUNDS
CHANGES IN OTHER SPECIAL PURPOSE FUNDS
YEAR ENDED JUNE 30, 2009

Schedule B3

	Scholarships and Bursaries	Community Connections	Playground Equipment	TOTAL
DEFERRED CONTRIBUTIONS				
DEFERRED CONTRIBUTIONS, BEGINNING OF YEAR	\$ 256,884	\$ 15,995	\$ 35,000	\$ 307,879
Add: Contributions Received				
Provincial Grants - Other		18,000		18,000
Other	82,105	25,359	94,624	202,088
Investment Income	7,841			7,841
	89,946	43,359	94,624	227,929
Less: Allocated to Revenue	80,588	55,048	129,123	264,759
DEFERRED CONTRIBUTIONS, END OF YEAR	\$ 266,242	\$ 4,306	\$ 501	\$ 271,049
REVENUE AND EXPENSE				
REVENUE	266,243	353	351	
Other Revenue	3??	80,588	55,048	129,123
	80,588	55,048	129,123	264,759
EXPENSE				
Salaries	0	0	0	0
Services and Supplies	80,588	55,048	129,123	264,759
	80,588	55,048	129,123	264,759
NET REVENUE (EXPENSE) BEFORE INTERFUND TRANSFERS	0	0	0	0
INTERFUND TRANSFERS				
	0	0	0	0
NET REVENUE (EXPENSE)	\$ 0	\$ 0	\$ 0	\$ 0

271,049
 42,256

 701,305

SCHOOL DISTRICT No. 46 (SUNSHINE COAST)
CAPITAL FUND
CAPITAL ASSETS
YEAR ENDED JUNE 30, 2009

Schedule C1

	SITES	BUILDINGS	FURNITURE AND EQUIPMENT	VEHICLES	COMPUTER SOFTWARE	COMPUTER HARDWARE	TOTAL
COST, BEGINNING OF YEAR	\$ 3,051,972	\$ 57,280,149	\$ 2,546,962	\$ 824,062		\$ 332,689	\$ 64,035,834
Changes for the Year							
Increase:							
Purchases from:							
Operating Fund			17,539	97,450	0	150,695	265,684
Special Purpose Funds		398,366	41,399				439,765
	0	398,366	58,938	97,450	0	150,695	705,449
Decrease:							
Deemed Disposals			16,302				16,302
	0	0	16,302	0	0	0	16,302
COST, END OF YEAR	3,051,972	57,678,515	2,589,598	921,512	0	483,384	64,724,981
WORK IN PROGRESS, END OF YEAR		934,382					934,382
COST AND WORK IN PROGRESS, END OF YEAR	\$ 3,051,972	\$ 58,612,897	\$ 2,589,598	\$ 921,512	\$ 0	\$ 483,384	\$ 65,659,363
ACCUMULATED AMORTIZATION, BEGINNING OF YEAR		\$ 24,920,251	\$ 731,098	\$ 208,242		\$ 98,859	\$ 25,958,450
Changes for the Year							
Increase: Amortization for the Year		1,236,694	254,696	82,406		66,538	1,640,334
Decrease:							
Deemed Disposals			16,302				16,302
	0	0	16,302	0	0	0	16,302
ACCUMULATED AMORTIZATION, END OF YEAR	\$ 0	\$ 26,156,945	\$ 969,492	\$ 290,648	\$ 0	\$ 165,397	\$ 27,582,482
CAPITAL ASSETS - NET	\$ 3,051,972	\$ 32,455,952	\$ 1,620,106	\$ 630,864	\$ 0	\$ 317,987	\$ 38,076,881

SCHOOL DISTRICT No. 46 (SUNSHINE COAST)
CAPITAL FUND
CAPITAL ASSETS - WORK IN PROGRESS
YEAR ENDED JUNE 30, 2009

Schedule C2

	BUILDINGS	FURNITURE AND EQUIPMENT	COMPUTER SOFTWARE	COMPUTER HARDWARE	TOTAL
WORK IN PROGRESS, BEGINNING OF YEAR				\$	0
Changes for the Year					
Increase					
Deferred Contributions - Bylaw	934,382				934,382
	<u>934,382</u>	<u>0</u>	<u>0</u>	<u>0</u>	<u>934,382</u>
Decrease					
	<u>0</u>	<u>0</u>	<u>0</u>	<u>0</u>	<u>0</u>
Net Changes for the Year	<u>934,382</u>	<u>0</u>	<u>0</u>	<u>0</u>	<u>934,382</u>
WORK IN PROGRESS, END OF YEAR	<u>\$ 934,382</u>	<u>\$ 0</u>	<u>\$ 0</u>	<u>\$ 0</u>	<u>\$ 934,382</u>

SCHOOL DISTRICT No. 46 (SUNSHINE COAST)
 CAPITAL FUND
 DEFERRED CAPITAL CONTRIBUTIONS
 YEAR ENDED JUNE 30, 2009

Schedule C3

	BYLAW CAPITAL (NET)	OTHER PROVINCIAL (NET)	OTHER CAPITAL (NET)	TOTAL CAPITAL
DEFERRED CAPITAL CONTRIBUTIONS, BEGINNING OF YEAR	\$ 28,703,744		\$ 192,850	\$ 28,896,594
Changes for the Year				
Increase	0	0	0	0
Decrease				
Amortization of Deferred Capital Contributions	1,235,615		21,428	1,257,043
	1,235,615	0	21,428	1,257,043
Net Changes for the Year	-1,235,615	0	-21,428	-1,257,043
DEFERRED CAPITAL CONTRIBUTIONS, END OF YEAR	\$ 27,468,129	\$ 0	\$ 171,422	\$ 27,639,551
WORK IN PROGRESS, BEGINNING OF YEAR				\$ 0
Changes for the Year				
Increase				
Transferred from Deferred Contributions - Work in Progress	934,382			934,382
	934,382	0	0	934,382
Decrease	0	0	0	0
Net Changes for the Year	934,382	0	0	934,382
WORK IN PROGRESS, END OF YEAR	\$ 934,382	\$ 0	\$ 0	\$ 934,382
TOTAL DEFERRED CAPITAL CONTRIBUTIONS, END OF YEAR	\$ 28,402,511	\$ 0	\$ 171,422	\$ 28,573,933

SCHOOL DISTRICT No. 46 (SUNSHINE COAST)
CAPITAL FUND
CHANGES IN DEFERRED CONTRIBUTIONS
YEAR ENDED JUNE 30, 2009

Schedule C4

	BYLAW CAPITAL	MINISTRY OF EDUCATION RESTRICTED CAPITAL	OTHER PROVINCIAL CAPITAL	LAND CAPITAL	OTHER CAPITAL	TOTAL
BALANCE, BEGINNING OF YEAR		\$ 16,058				\$ 16,058
Changes for the Year						
Increase:						
Provincial Grants - Ministry of Education	1,000,000					1,000,000
	1,000,000	0	0	0	0	1,000,000
Decrease:						
Transferred to DCC - Work in Progress	934,382					934,382
	934,382	0	0	0	0	934,382
Net Changes for the Year	65,618	0	0	0	0	65,618
BALANCE, END OF YEAR	\$ 65,618	\$ 16,058	\$ 0	\$ 0	\$ 0	\$ 81,676

SCHOOL DISTRICT No. 46 (SUNSHINE COAST)
CAPITAL FUND
CHANGES IN FUND BALANCES
YEAR ENDED JUNE 30, 2009

Schedule C5

	INVESTED IN CAPITAL ASSETS	LOCAL CAPITAL	FUND BALANCE
BALANCE, BEGINNING OF YEAR	\$ 9,180,790		\$ 9,180,790
Changes for the Year			
Amortization of Deferred Capital Contributions	1,257,043		1,257,043
Interfund Transfers - Capital Assets Purchased	705,449		705,449
Amortization of Capital Assets	-1,640,334		-1,640,334
Net Changes for the Year	<u>322,158</u>	0	<u>322,158</u>
BALANCE, END OF YEAR	<u>\$ 9,502,948</u>	<u>\$ 0</u>	<u>\$ 9,502,948</u>

SCHOOL DISTRICT NO. 46 (SUNSHINE COAST)
NOTES TO FINANCIAL STATEMENTS
YEAR ENDED JUNE 30, 2009

NOTE 1 AUTHORITY AND PURPOSE

The School District operates under authority of the *School Act* of British Columbia as a corporation under the name of "The Board of Education of School District No. 46 (Sunshine Coast)", and operates as "School District No. 46 (Sunshine Coast)." A board of education (Board) elected for a three-year term governs the School District. The School District provides educational programs to students enrolled in schools in the district, and is principally funded by the Province of British Columbia through the Ministry of Education.

NOTE 2 SUMMARY OF SIGNIFICANT ACCOUNTING POLICIES AND REPORTING PRACTICES

These financial statements were prepared in accordance with Canadian Generally Accepted Accounting Principles (GAAP) for not-for-profit organizations. These principles are consistent with those used in prior years.

The deferral method of accounting for contributions, which includes government grants, is used. Results are reported in the operating fund, special purpose funds and capital fund. Revenues and expenses are recorded on a gross and accrual basis.

Statement 2 (Statement of Revenue and Expense), Statement 3 (Statement of Changes in Fund Balances) and Statement 4 (Statement of Cash Flows) present annual results of each fund, changes in fund balances and cash flows for the year. Statement 1 (Statement of Financial Position) presents the assets, liabilities and fund balances as at June 30th. Interfund transfers (see Note 11) and loans are recognized in each fund and eliminated in the consolidated totals.

a) Fund Accounting

The resources and operations of the School District are segregated into various funds for accounting and financial reporting purposes based on the types of restrictions on the use of contributions by governments or other granting agencies, and appropriations or other internal restrictions by the Board. While separate accounts are maintained for each fund, for financial reporting purposes, funds with similar characteristics are grouped together:

- Operating fund reports assets, liabilities, revenues and expenses for general operations.
- Special purpose funds report assets, liabilities, revenues and expenses for:
 - Contributions restricted in use by the *School Act* or Ministry of Education.
 - Contributions restricted in use by other external bodies.
 - Endowment funds.
 - Funds collected and used at the school level (i.e. school-generated funds).
 - Controlled and/or related entities.
- Capital fund reports assets, liabilities, revenues and expenses for capital. Contributions of other funds used for capital purposes are transferred to the capital fund.

b) Cash and Cash Equivalents

Cash and cash equivalents include cash and highly liquid securities with original terms to maturity of three months or less when purchased.

SCHOOL DISTRICT NO. 46 (SUNSHINE COAST)
NOTES TO FINANCIAL STATEMENTS
YEAR ENDED JUNE 30, 2009

NOTE 2 SUMMARY OF SIGNIFICANT ACCOUNTING POLICIES AND REPORTING PRACTICES (Continued)

c) Accounts Receivable

Accounts receivable are shown net of allowance for doubtful accounts. (see Note 3)

d) Capital Assets

The following criteria apply:

- Capital assets acquired or constructed are recorded at cost. Donated capital assets are recorded at their fair market value on the date of donation.
- Work-in-progress is recorded as an acquisition to the applicable asset class at substantial completion.
- Sites and buildings that no longer contribute to the ability of the district to provide services are written-down to residual value.
- Buildings that are demolished or destroyed are written-off.
- Amortization is recorded on a straight-line basis over the estimated useful life of the asset.

Estimated useful life is as follows:

Buildings	40 years
Furniture & Equipment	10 years
Vehicles	10 years
Computer Software	5 years
Computer Hardware	5 years

e) Revenue Recognition

Unrestricted operating government grants are recognized as revenue when received. Such grants, if contributed for a future period, are deferred and reported as deferred contributions until that future period. Other unrestricted revenue, including tuition fees and sales of services/products are reported as revenue when services are provided or products delivered.

Externally restricted contributions, grants, and donations are reported as revenue depending on the nature of restrictions imposed on the use of the funds by the contributors:

- Non-capital contributions for specific purposes are recorded as deferred contributions and recognized as revenue in the year related expenses are incurred.
- Contributions restricted for capital purposes are recorded as deferred contributions until the amount is invested in capital assets.
 - If the capital asset is a site, the amount invested is recorded as a direct increase to net assets invested in capital assets.
 - If the capital asset is not a site, the amount invested is recorded as a deferred capital contribution and amortized over the useful life of the asset.
 - Donated capital assets are recorded at fair market value and treated as a deferred capital contribution.

SCHOOL DISTRICT NO. 46 (SUNSHINE COAST)
NOTES TO FINANCIAL STATEMENTS
YEAR ENDED JUNE 30, 2009

NOTE 2 SUMMARY OF SIGNIFICANT ACCOUNTING POLICIES AND REPORTING PRACTICES (Continued)

- Endowment contributions are reported as direct increases to net assets which are held as endowment principal.
- Investment income earned on endowment principal is recognized as a direct increase to net assets (endowment) to the extent required or agreed by donors. The remaining investment income earned on endowment principal is recorded as a deferred contribution and recognized as revenue in the year related expenses are incurred.

f) Expenditures

- Categories of Salaries
 - Principals and Vice Principals employed under an administrative officer contract are categorized as Principals and Vice Principals.
 - Superintendents, Assistant Superintendents, Secretary-Treasurers, Trustees and other employees excluded from union contracts are categorized as Other Professionals.
- Allocation of Costs
 - Operating expenses are reported by function, program, and object. Whenever possible, expenditures are determined by actual identification. Additional costs pertaining to specific instructional programs, such as special and aboriginal education, are allocated to these programs. All other costs are allocated to regular programs.
 - Actual salaries of personnel assigned to two or more functions or programs are allocated based on the time spent in each function and program. School-based clerical salaries are allocated to school administration and partially to other programs to which they may be assigned. Principals and Vice-Principals salaries are allocated to school administration and may be partially allocated to other programs to recognize their other responsibilities.
 - Employee benefits and allowances are allocated to the same programs, and in the same proportions, as the individual's salary.
 - Supplies and services are allocated based on actual identification of program.

g) Financial Instruments

Financial instruments consist of cash, cash equivalents, accounts receivable, accounts payable, accrued liabilities and other current liabilities. Unless otherwise noted, it is management's opinion that the School District is not exposed to significant interest, currency or credit risks arising from these financial instruments. The fair values of these financial instruments approximate their carrying values, unless otherwise noted.

SCHOOL DISTRICT NO. 46 (SUNSHINE COAST)
NOTES TO FINANCIAL STATEMENTS
YEAR ENDED JUNE 30, 2009

NOTE 2 SUMMARY OF SIGNIFICANT ACCOUNTING POLICIES AND REPORTING PRACTICES (Continued)

h) Use of Estimates

Preparation of financial statements in accordance with Canadian Generally Accepted Accounting Principles requires management to make estimates and assumptions that impact reported amounts for assets and liabilities at the date of the financial statements and revenues and expenses during the reporting periods. Significant areas requiring the use of management estimates relate to the potential impairment of assets, rates for amortization and estimated employee future benefits. Actual results could differ from those estimates.

i) Employee Future Benefits

The School District provides certain post-employment benefits including banked sick, vacation pay and retirement allowances for certain employees pursuant to certain contracts and union agreements.

The School District accrues its obligations and related costs under employee future benefit plans. The future benefits cost is actuarially determined using the projected unit credit method pro-rata on service, and using management's best estimate of expected salary escalation, termination and retirement rates and mortality. The discount rate used to measure obligations is based on market rates at the measurement date.

The excess of cumulative unrecognized actuarial gains (losses) over 10 percent of the accrued benefit obligation is amortized over the expected average remaining service lifetime (EARSL) of active employees covered under the plan. The EARSL for employees of the School District is eight (8) years.

The most recent valuation of the obligation was performed at March 31, 2007 and projected to June 30, 2011. The next valuation will be performed at March 31, 2010 for use at June 30, 2010. For the purposes of determining the financial position of the plans and the employee future benefit costs, a measurement date of March 31 was adopted for all periods subsequent to July 1, 2004.

SCHOOL DISTRICT NO. 46 (SUNSHINE COAST)
NOTES TO FINANCIAL STATEMENTS
YEAR ENDED JUNE 30, 2009

NOTE 3 ACCOUNTS RECEIVABLE – OTHER RECEIVABLES

	2009	2008
Due from Federal Government (GST)	\$140,213	\$113,575
PAC Refund for PST	21,838	0
Other	131,607	108,033
Total	\$293,658	\$221,608

NOTE 4 CAPITAL ASSETS

	2009		2008	
Cost	Accumulated Amortization	Net Book Value	Net Book Value	
Sites	\$ 3,051,972	\$ -0-	\$ 3,051,972	\$ 3,051,972
Buildings	58,612,897	26,156,945	32,455,952	32,359,898
Furniture & Equipment	2,589,598	969,492	1,620,106	1,815,864
Vehicles	921,512	290,648	630,864	615,820
Computer Hardware	483,384	165,397	317,987	233,830
	\$65,659,363	\$27,582,482	\$38,076,881	\$38,077,384

SCHOOL DISTRICT NO. 46 (SUNSHINE COAST)
NOTES TO FINANCIAL STATEMENTS
YEAR ENDED JUNE 30, 2009

NOTE 5 EMPLOYEE FUTURE BENEFITS

The accrued benefit obligation for employee future benefits is not funded as funding is provided when the benefits are paid. Accordingly, there are no plan assets. Although no plan assets are uniquely identified, the School District has provided for the payment of these benefits. The portion of these benefits that have not been provided for is identified as Unfunded Accrued Employee Future Benefits and Vacation Pay on Statement 1 (Statement of Financial Position).

The period of amortization is equal to the expected average remaining service lifetime (EARSL) of active employees.

Fiscal Year	2009	2008
Reconciliation of Accrued Benefit Obligation		
Accrued Benefit Obligation – April 1	1,696,396	1,741,901
Service Cost	131,388	132,110
Interest Cost	95,401	88,178
Benefit Payments	(84,143)	(117,931)
Actuarial (Gain)/Loss	(222,195)	(147,862)
Accrued Benefit Obligation – March 31	<u>1,616,847</u>	<u>1,696,396</u>
Reconciliation of Funded Status at End of Fiscal Year		
Accrued Benefit Obligation - March 31	1,616,847	1,696,396
Market Value of Plan Assets - March 31	0	0
Funded Status - Surplus/(Deficit)	<u>(1,616,847)</u>	<u>(1,696,396)</u>
Employer Contributions After Measurement Date	15,219	9,918
Unamortized Net Actuarial (Gain)/Loss	<u>(375,063)</u>	<u>(152,868)</u>
Accrued Benefit Asset/(Liability) - June 30	<u>(1,976,691)</u>	<u>(1,839,346)</u>
Components of Net Benefit Expense		
Service Cost	131,388	132,110
Interest Cost	95,401	88,178
Amortization of Net Actuarial (Gain)/Loss	0	0
Net Benefit Expense (Income)	<u>226,789</u>	<u>220,288</u>

The significant actuarial assumptions adopted for measuring the School District's accrued benefit obligations are:

Discount Rate – April 1	5.50%	5.00%
Discount Rate – March 31	7.00%	5.50%
Long Term Salary Growth – April 1	3.25% + Seniority	3.25% + Seniority
Long Term Salary Growth – March 31	3.25% + Seniority	3.25% + Seniority
EARSL – March 31	8.0 years	8.0 years

SCHOOL DISTRICT NO. 46 (SUNSHINE COAST)
NOTES TO FINANCIAL STATEMENTS
YEAR ENDED JUNE 30, 2009

NOTE 6 EMPLOYEE PENSION PLANS

The School District and its employees contribute to the Teachers' Pension Plan and Municipal Pension Plan, jointly trustee pension plans. The boards of trustees for these plans represent plan members and employers and are responsible for the management of the pension plan including investment of the assets and administration of benefits. The pension plans are multi-employer contributory pension plans. Basic pension benefits provided are defined. The Teachers' Pension Plan has about 48,000 active members from school districts, and approximately 26,000 retired members from school districts. The Municipal Plan has about 150,000 active members, of which approximately 22,000 are from school districts.

Every three years, an actuarial valuation is performed to assess the financial position of the plans and the adequacy of plan funding. The most recent valuation of the Teachers' Plan as at December 31, 2005 indicated a \$904 million unfunded liability for basic pension benefits. The next valuation will be as at December 31, 2008 with results available in late 2009. The most recent valuation for the Municipal Pension Plan as at December 31, 2006 indicated a surplus of \$438 million for basic pension benefits. The next valuation will be as at December 31, 2009 with results available in 2010. The actuary does not attribute portions of the unfunded liability to individual employers. School District No. 46 (Sunshine Coast) paid \$2,816,218 for employer contributions to these plans in the year ended June 30, 2009.

NOTE 7 UNFUNDED ACCRUED EMPLOYEE FUTURE BENEFITS AND VACATION PAY

It is planned that the unfunded liability for accrued employee future benefits will be eliminated in eight (8) years.

Unfunded liability, as at July 1, 2008	\$ 909,556
Reductions during the year	<u>84,143</u>
Unfunded liability, as at June 30, 2009	<u>\$ 825,413</u>

NOTE 8 OPERATING FUND BALANCE, END OF YEAR

Internally Restricted Surplus appropriated by Board for:	2008/09	2007/08
School Surpluses (School based budgeting allows carry forward)	\$1,010,378	\$ 1,090,430
Union Contractual Obligations (Professional development funds)	226,232	251,112
Aboriginal Education	69,718	173,414
Fine Arts	4,972	112,217
District Programs (French/Earthquake Prep/Special Ed/ESD)	216,103	229,922
Subtotal Internally Restricted	<u>\$1,527,403</u>	<u>\$ 1,857,095</u>
Unrestricted Operating Surplus	1,091,937	1,528,543
Total Available for Future Operations	<u>\$2,619,340</u>	<u>\$ 3,385,638</u>

SCHOOL DISTRICT NO. 46 (SUNSHINE COAST)
NOTES TO FINANCIAL STATEMENTS
YEAR ENDED JUNE 30, 2009

NOTE 9 DEFERRED CONTRIBUTIONS (OPERATING FUND)

Deferred Contributions - Ministry of Education:

	2009		2008
Operating Fund	Literacy Innovation	Total	Total
Balance, beginning of year	\$ 83,093	\$ 83,093	\$ 320,376
Increases:			
Provincial grants - MEd	47,818	47,818	52,818
MEd Restricted Portion of Proceeds			
Investment income			
Other (specify)			
Decreases:			
Transfers to Revenue	64,736	64,736	290,101
Transfers to DCC - capital additions			
Transfer to invested in capital assets - sites			
Other (specify)			
Net Changes for the year	(16,918)	(16,918)	(237,283)
Balance, end of the year	<u>\$ 66,175</u>	<u>\$ 66,175</u>	<u>\$ 83,093</u>

Deferred Contributions - Other

	2009		2008
Operating Fund	Job Security	Total	Total
Balance, beginning of year	\$ 13,577	\$ 13,577	\$ 13,577
Increases:			
Provincial grants - MEd			
MEd Restricted Portion of Proceeds			
Investment income			
Other (specify)			
Decreases:			
Transfers to Revenue			
Transfers to DCC - capital additions			
Transfer to invested in capital assets - sites			
Other (specify)			
Net Changes for the year			
Balance, end of the year	<u>\$13,577</u>	<u>\$ 13,577</u>	<u>\$ 13,577</u>

SCHOOL DISTRICT NO. 46 (SUNSHINE COAST)
NOTES TO FINANCIAL STATEMENTS
YEAR ENDED JUNE 30, 2009

NOTE 10 ENDOWMENT FUNDS

Name of Endowment	Balance Beginning of Year	Contributions During Year	Earnings for the Year	Available for Disbursement	Balance End of Year
Len Van Egmond Fund	\$ 250,000	\$ 0	\$ 4,382	\$ 4,382	\$ 250,000
Total	\$ 250,000	\$ 0	\$ 4,382	\$ 4,382	\$ 250,000

NOTE 11 INTERFUND TRANSFERS

Interfund transfers between the operating, special purpose and capital funds are reported on Statement 3 (Statement of Changes in Fund Balances). For the year ended June 30, 2009, transfers were as follows:

Capital Asset Purchases:

• Building Additions	\$398,366
• Furniture and Equipment Additions	58,938
• Vehicle Additions	97,450
• Computer Hardware	<u>150,695</u>
Total	<u>\$705,449</u>

NOTE 12 RELATED PARTY TRANSACTIONS

The School District is related through common ownership to all Province of British Columbia ministries, agencies, school districts, health authorities, colleges, universities, and crown corporations. Transactions with these entities, unless disclosed separately, are generally considered to be in the normal course of operations and are recorded at the exchange amount.

NOTE 13 CONTRACTUAL OBLIGATIONS

The future minimum lease payments for office equipment are as follows:

2010	\$87,000
2011	\$87,000
2012	\$87,000
2013	\$87,000
2014	\$87,000

SCHOOL DISTRICT NO. 46 (SUNSHINE COAST)
NOTES TO FINANCIAL STATEMENTS
YEAR ENDED JUNE 30, 2009

NOTE 14 BUDGET FIGURES

Budget figures included in the financial statements are not audited. They were approved by the Board through the adoption of an amended annual budget on February 10, 2009.

NOTE 15 CONTINGENCIES

There is one outstanding legal action against the School District for negligence, brought by parents of children who were allegedly abused by a former employee of the School District. The outcome of this dispute and possible amounts of loss cannot be determined. The School District's insurer is involved in the legal process and is expected to provide coverage in this case.

NOTE 16 ASSET RETIREMENT OBLIGATION

Legal liabilities may exist for the removal/disposal of asbestos in schools that will undergo major renovations or demolition. No amount can be determined at this time.

NOTE 17 ECONOMIC DEPENDENCE

Operations of the School District are dependent on continued funding from the Ministry of Education and various governmental agencies to carry out its programs. These financial statements have been prepared in accordance with Canadian GAAP for not-for-profit organizations. This contemplates continuation of the School District as a "going concern".

NOTE 18 COMPARATIVE FIGURES

Certain of the prior year's figures have been reclassified to conform with the current year's presentation.