



**BOARD OF EDUCATION OF
SCHOOL DISTRICT NO. 46 (SUNSHINE COAST)**

**OPERATIONS COMMITTEE
AGENDA**

Thursday, June 22nd, 2017 from 12:30-2:00 pm
School Board Office – Gibsons, BC

- 1) Emergency Preparedness
- 2) Transportation Review

June 14, 2017

SD46 Maintenance
Summer Work Plan 2017
Submitted by Rob Collison

Langdale Elementary School

- Solar PV
- Roof maintenance
- Duct Cleaning
- PAC Kitchen

Elphinstone Secondary School

- Continue interior renovation
- Gym floor refinish
- Roof maintenance

Maintenance Building

- Remove underground fuel tank and replace with double wall, above ground tank

Cedar Grove Elementary School

- Gym floor refinish
- New portable

Roberts Creek Elementary School

- Move Spider in
- New entrance doors

Davis Bay Elementary School

- Small annex renovation
- Replace HVAC systems
- Install PV solar?
- Roof maintenance

Sechelt Learning Centre

- Parking lot changes
- Access ramp
- Remove storage portable
- Reroof

Phoenix Building / CLC

- Install roof hatch

Kinnikinnick Elementary School

- Reroof and roof maintenance

Chatelech Secondary School

- Gym floor refinish

West Sechelt Elementary School

- Gym floor refinish
- Asbestos abatement/new ceiling
- New portable
- Reroof and roof maintenance

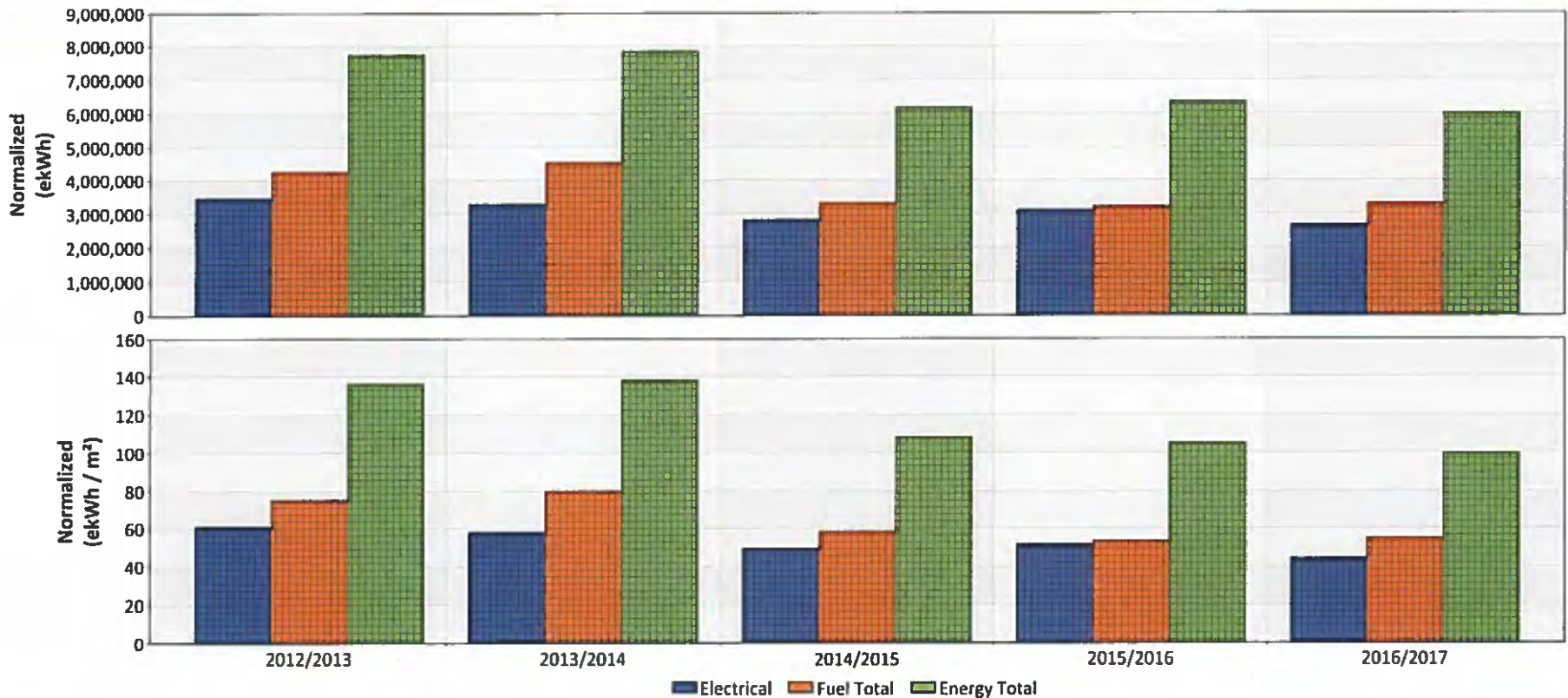
Pender Harbour Secondary School

- Paint tennis courts
- New exterior basketball hoops
- Replace HVAC systems
- Install PV solar?
- Roof maintenance



Normalized Performance Index: Compare Years

Project: SD #46 Sunshine Coast - PUMA (2014035)

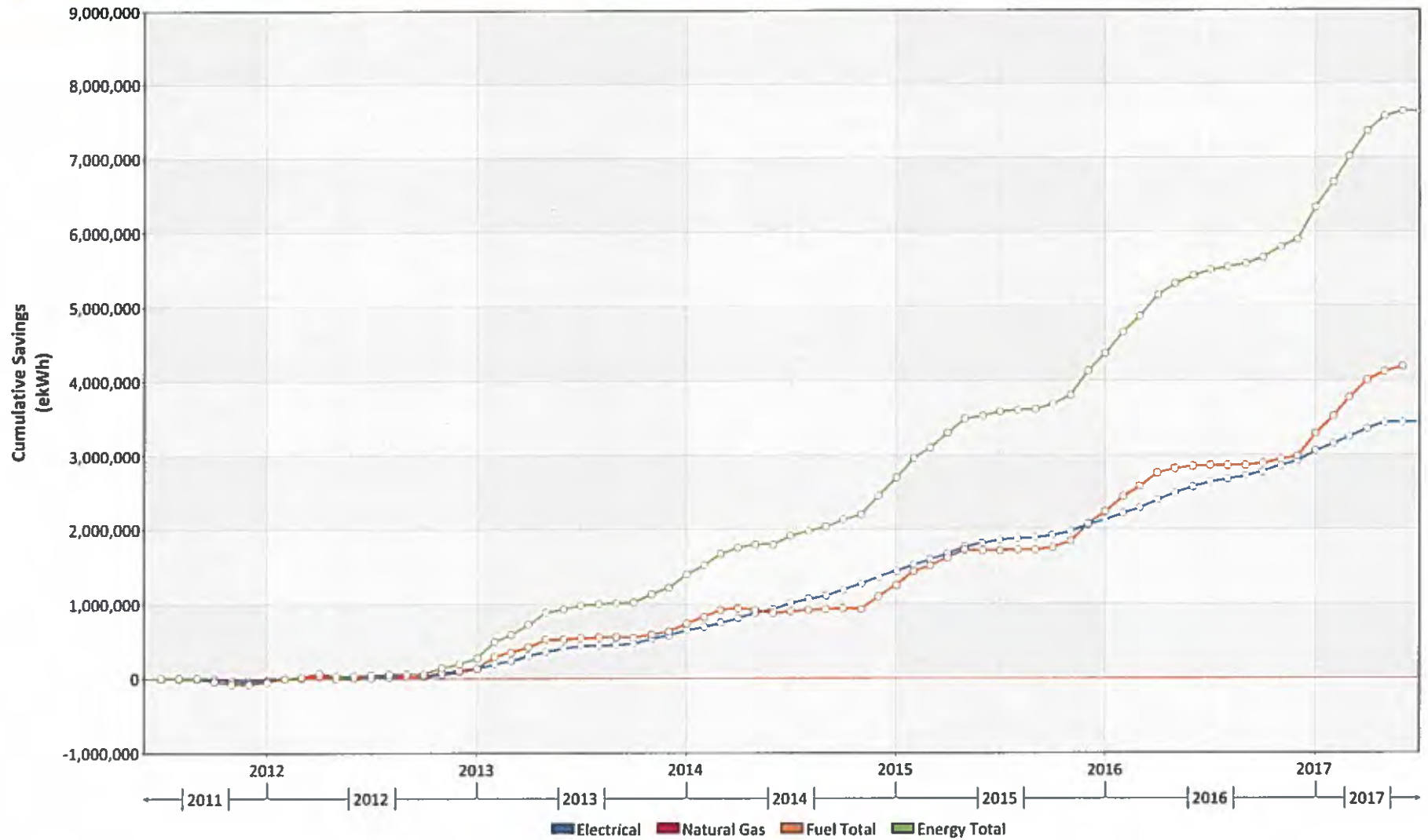


| Year ¹ | Floor Area m ² | Electrical | | | | Fuel Total | | | | Energy Total | | | |
|-------------------|------------------------------|---------------|----------------------|-------------------|------------------------------------|--------------|---------------------|------------------|-----------------------------------|--------------|-----------------------|--------------------|-------------------------------------|
| | | Actual kWh | kWh / m ² | Normalized kWh | Normalized kWh / m ² | Actual GJ | GJ / m ² | Normalized GJ | Normalized GJ / m ² | ekWh | ekWh / m ² | Normalized ekWh | Normalized ekWh / m ² |
| 2012/2013 | 56,808 | 3,464,347 | 61.0 | 3,481,705 | 61.3 | 15,467 | 0.27 | 15,442 | 0.27 | 4,289,383 | 75.5 | 7,771,088 | 137 |
| 2013/2014 | 56,808 | 3,338,899 | 58.8 | 3,312,868 | 58.3 | 17,158 | 0.30 | 16,390 | 0.29 | 4,552,851 | 80.1 | 7,865,719 | 138 |
| 2014/2015 | 57,044 | 2,731,762 | 47.9 | 2,836,416 | 49.7 | 10,733 | 0.19 | 12,058 | 0.21 | 3,349,319 | 58.7 | 6,185,735 | 108 |
| 2015/2016 | 60,258 | 3,048,406 | 50.6 | 3,121,561 | 51.8 | 11,012 | 0.18 | 11,653 | 0.19 | 3,236,846 | 53.7 | 6,358,407 | 106 |
| 2016/2017 | 60,258 | 2,703,545 | 44.9 | 2,681,994 | 44.5 | 12,740 | 0.21 | 11,996 | 0.20 | 3,332,325 | 55.3 | 6,014,318 | 100 |

¹ "Year" refers to fiscal year ending in June
 Brown indicates missing data and Blue indicates data that has been prorated down so that it is comparable to incomplete data.

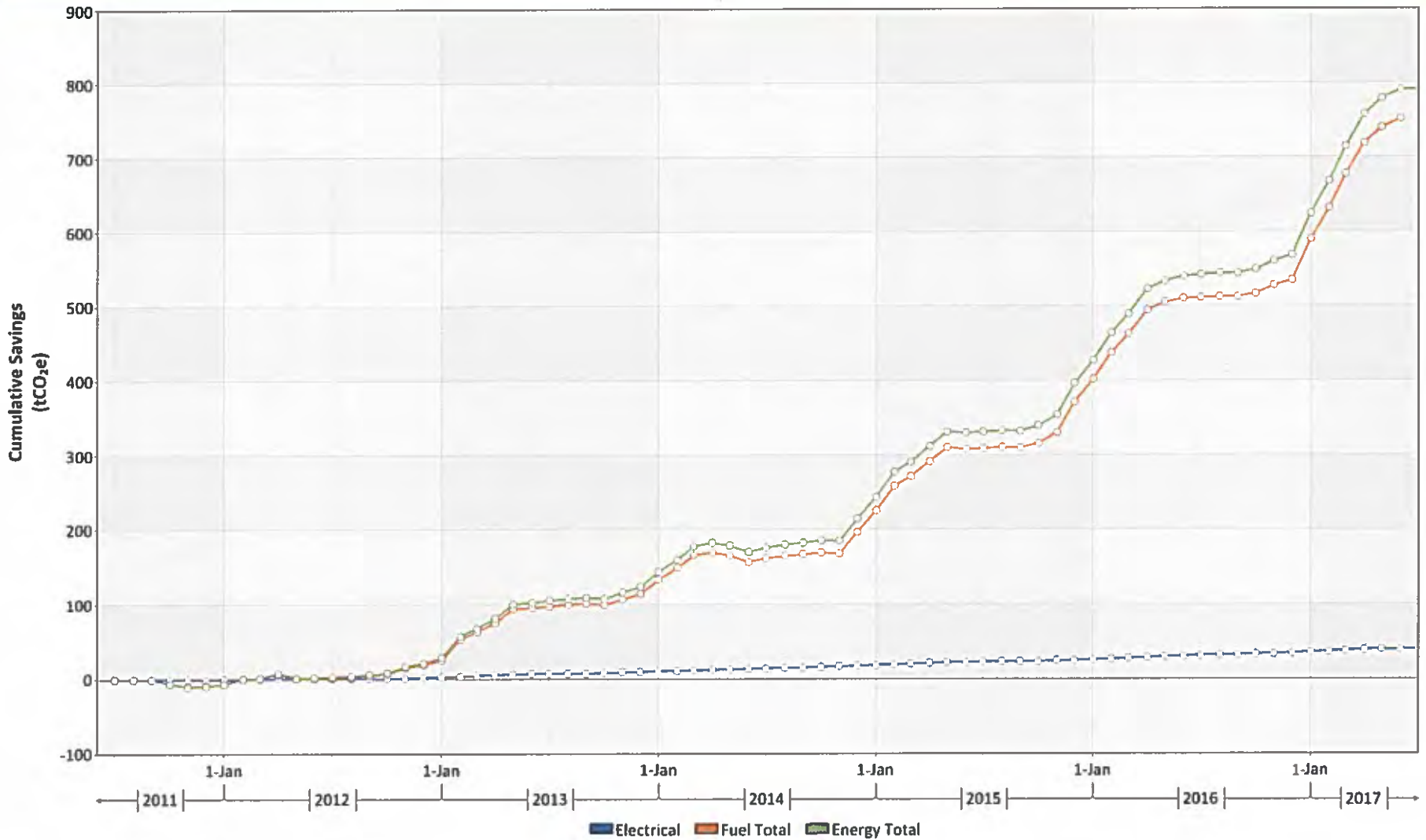
CUSUM: Project

Project: SD #46 Sunshine Coast - PUMA (2014035)



Greenhouse Gas CUSUM: Project

Project: SD #46 Sunshine Coast - PUMA (2014035)



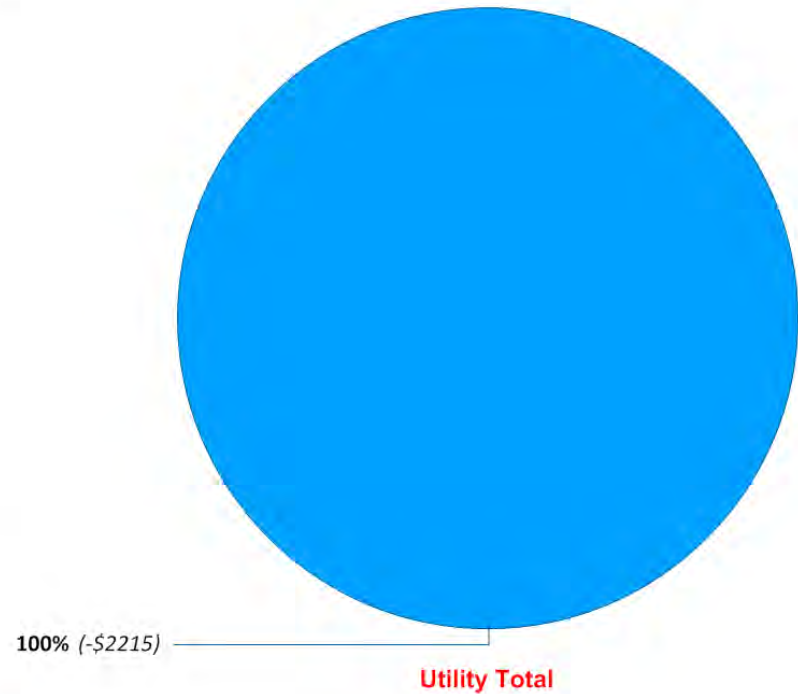
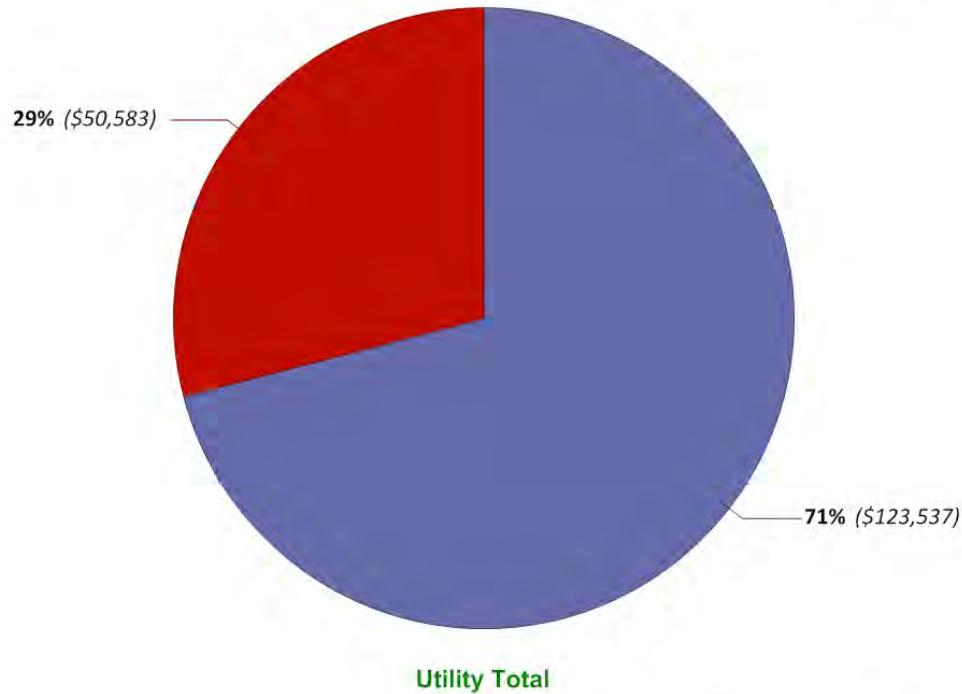
Dashboard Chart By Classification By Year By Grouping

Project: SD #46 Sunshine Coast - PUMA (2014035)

Classification: Utility Type



Cost Savings



■ Electrical ■ Natural Gas ■ Water

| Year ¹ | Grouping Name | Utility Total | | |
|-------------------|------------------|-----------------------|-------------------------|-----------------------|
| | | Cost ² | | Savings Abs. \$ |
| | | Prorated Actual \$ | Prorated Baseline \$ | |
| 2016/2017 | Electrical | 330,450 | 453,987 | 123,537 |
| | Natural Gas | 132,020 | 182,603 | 50,583 |
| | Water | 11,015 | 8,801 | -2,215 |

¹Year¹ refers to fiscal year ending in June. ²GST/HST excluded from cost where applicable.
 Brown indicates missing data and Blue indicates data that has been prorated down so that it is comparable to incomplete data.